

One Step Rod Cutter Rear Pull

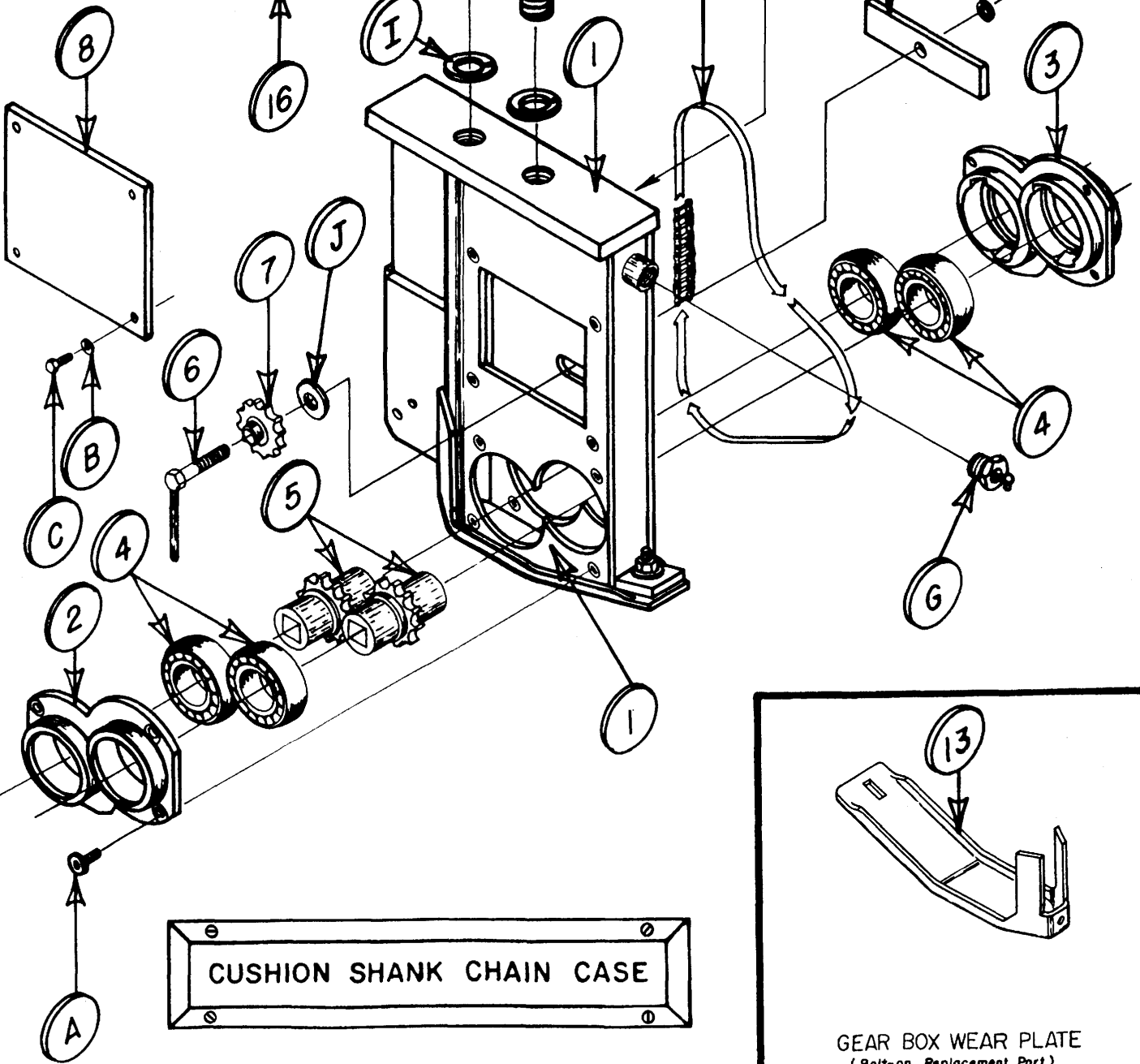
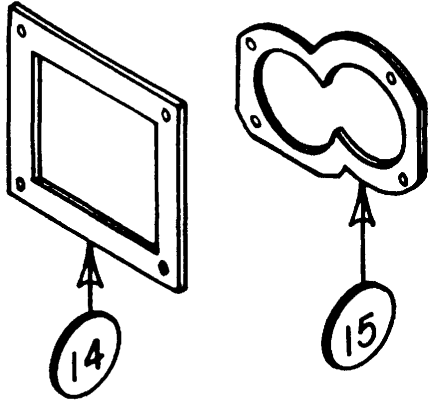
C-Shank Option

Section 16

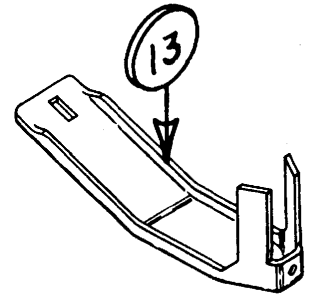
Cushion Shank Chain Case 1992 – 1995	2-3
Cushion Shank Chain Case 1996	4-5
Cushion Shank Chain Case 1997 – Present.....	6-7
Cushion Shank Parts Breakdown 1992 – Present.....	8-9
Cutter & Kicker Rod Layouts 1992 – 1993.....	10-11
Cutter & Kicker Rod Layouts 1994 – 1995.....	12-15
Cutter & Kicker Rod Layouts 1996 – 2005.....	16-19
Optional Cushion Shank w/Belly Shank Layout (8 Row 22 & 8 Row 30)	20
Optional Cushion Shank w/Belly Shank Layout (8 Row 30 & 12 Row 22)	21
Cushion Shank Layout 2005 – Present (12 Row 30).....	22-23
Two 1 1/4" Cutter Rods 2006 – Present.....	24-37
Hydraulic Systems 1995 – 2010	38-55
Hydraulic Systems 2011 – Present	56-63

Return to this page by clicking the upper right corner of any page in this section.

CHAIN CASE GASKET SET
900536



CUSHION SHANK CHAIN CASE



GEAR BOX WEAR PLATE
(Bolt-on Replacement Part)

CUSHION SHANK CHAIN CASE (1992–1995)

Parts List

<u>Item No.</u>	<u>Part No.</u>	<u>Description</u>
1.	900680	Chain Case Shank, RH Drive (weld assembly)
2.	900541	L.H. Bearing Cap
3.	900542	R.H. Bearing Cap
4.	102032	Bearing, Chain Case Lower Shaft
5.	900557	Output Sprocket Shaft
6.	900033	Idler Sprocket Bolt Stop
7.	119017	Sprocket, Idler—06013E10
8.	900681	Inspection Cover
9.	103091	Chain, 60H Roller (46 Pins)
10.	119098	Input Drive Sprocket (13 Tooth)
10a.	119014	Input Drive Sprocket (12 Tooth)
11.	113024	Hydraulic Motor } Replaced by 113027
12.	900170	Idler Sprocket Guide
13.	119116**	Shoe, Bolt-on Wear (See Conversion Kit 901242)
Not Shown	119065	Shoe, Wear
14.	900682	Inspection Cover Gasket
15.	900566	Bearing Cap Gasket
16.	901297	Chain Case Gasket Set—Incl: (1) 900682, (2) 900566, (1) 901270, (1) 901371
Not Shown	900540	Complete Chain Case Shank Assembly with C-bar
Not Shown	900675	Complete Chain Case Assembly (lower half only)

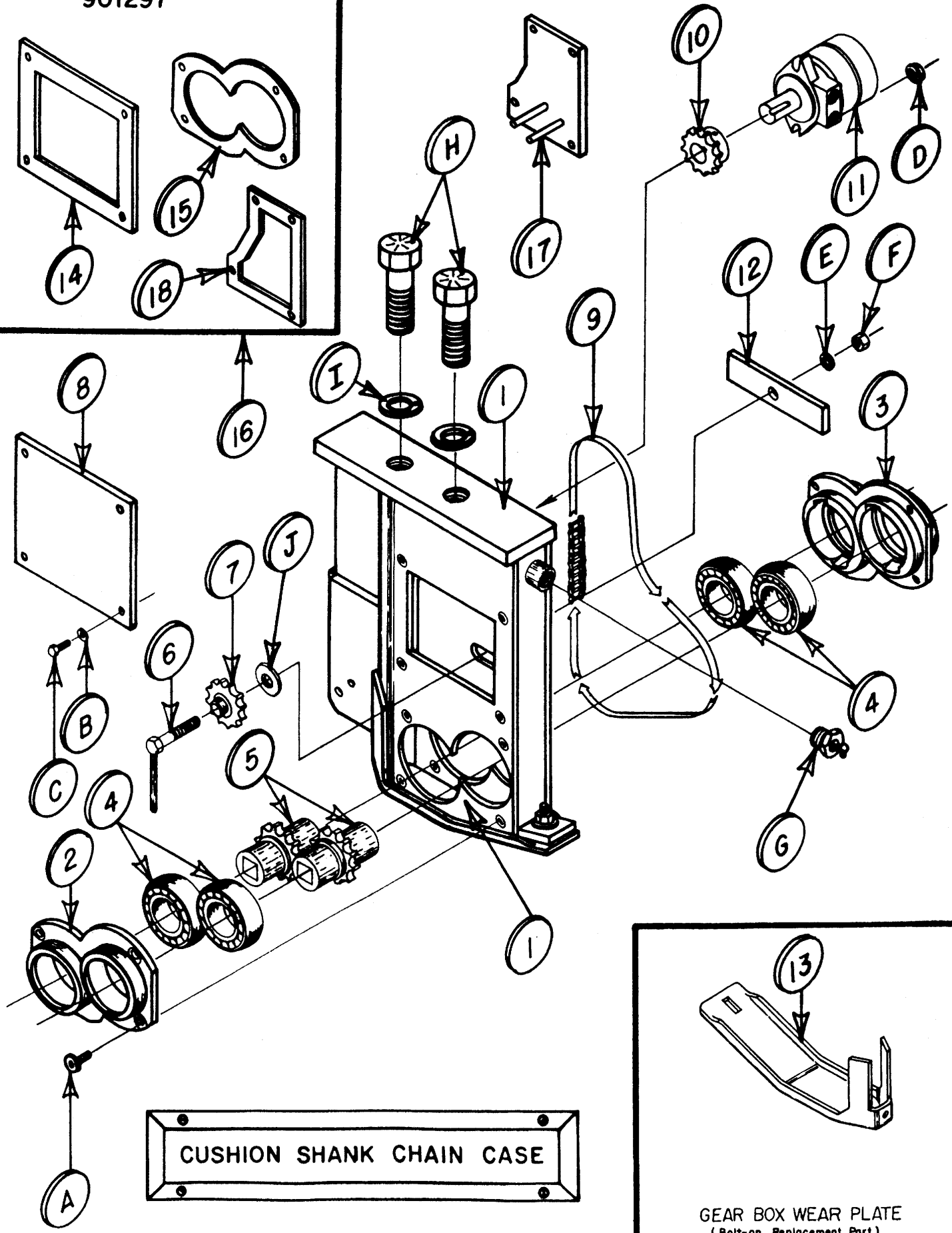
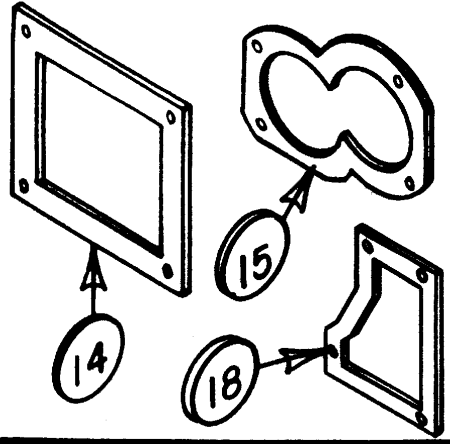
Hardware List

<u>Item No.</u>	<u>Part No.</u>	<u>Description</u>
A.	102073	3/8" × 3/4" NC Whiz Bolt
B.		3/8" Lock Washer
C.		3/8" × 3/4" NC Hex Bolt
D.		1/2" NC Whiz Nut
E.		5/8" NC Lock Washer
F.		5/8" NC Hex Nut
G.	126000	Grease Zerk Assembly
H.		7/8" × 3 1/2" NC Hex Bolt—grade 8
I.		7/8" Lock Washer
J.		5/8" SAE Flat Spacer Washer—(5 Required)
Not Shown	126001	1/8" Grease Zerk
Not Shown		Reducer Bushing
Not Shown	107009	Corn Head Grease—Tube

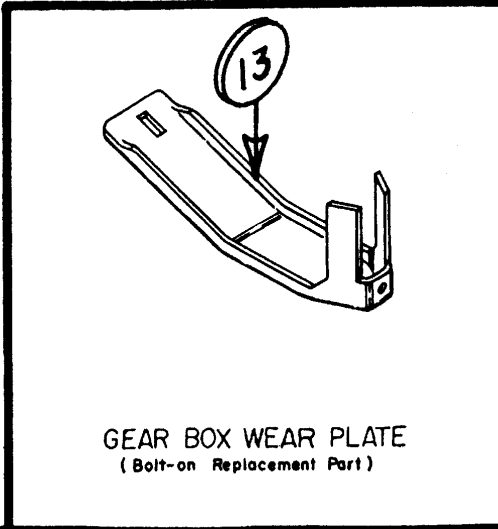
****Conversion Kits Available (See Service Update Section for diagram and parts listing)**

<u>Kit No.</u>	<u>Description</u>
901242	Shoe Update Kit—converts from a weld-on shoe to a bolt-on shoe

CHAIN CASE GASKET SET
901297



CUSHION SHANK CHAIN CASE



CUSHION SHANK CHAIN CASE (1996)

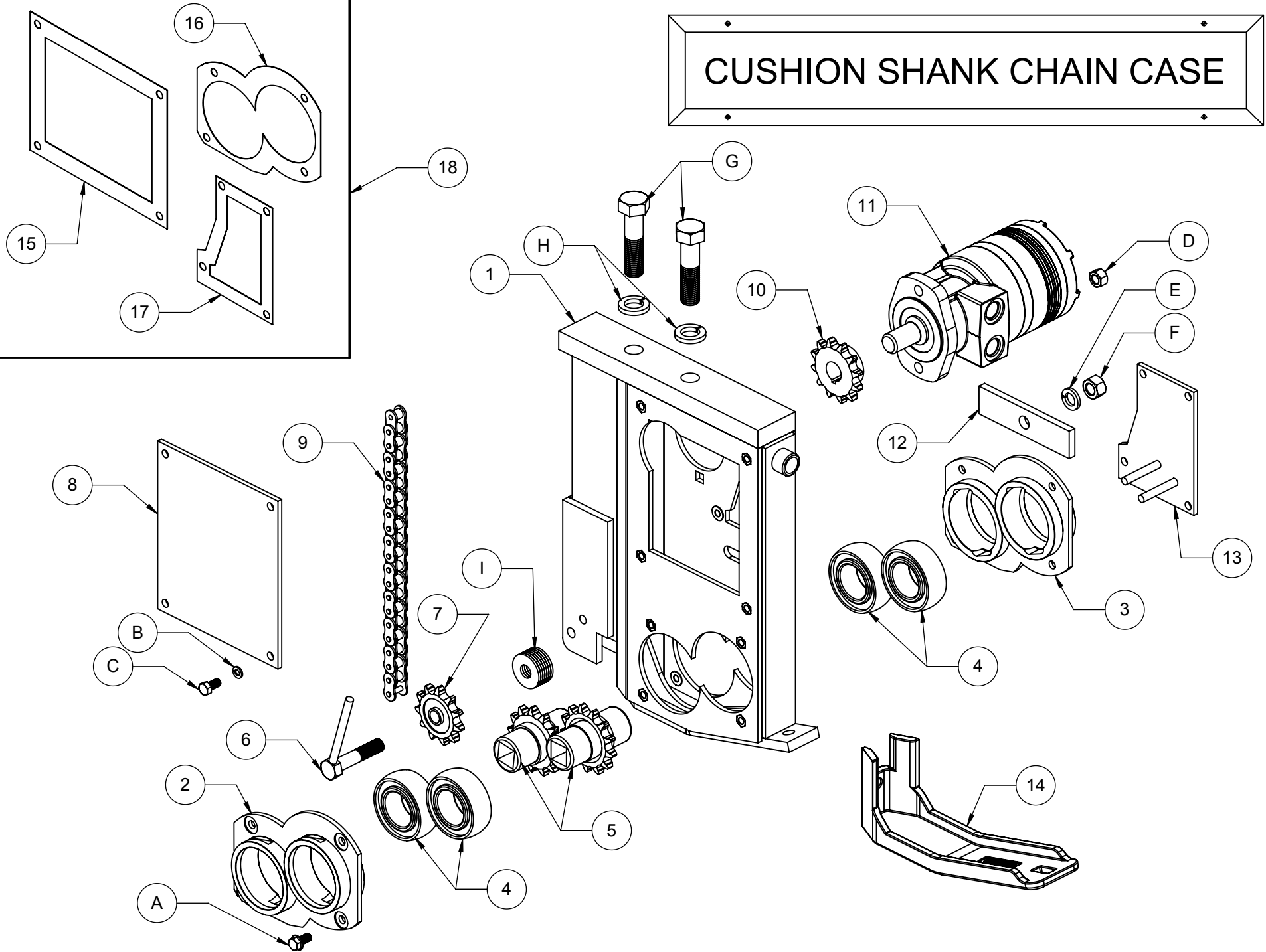
Parts List

<u>Item No.</u>	<u>Part No.</u>	<u>Description</u>
1.	900680-96	Chain Case Shank, RH Drive (weld assembly)
2.	900541	L.H. Bearing Cap
3.	900542	R.H. Bearing Cap
4.	102032	Bearing, Chain Case Lower Shaft
5.	900557	Output Sprocket Shaft
6.	900033	Idler Sprocket Bolt Stop
7.	119017	Sprocket, Idler—06013E10
8.	900681	Inspection Cover (large)
9.	103091	Chain, 60H Roller (46 Pins)
10.	119098	Input Drive Sprocket (13 Tooth)
10a.	119014	Input Drive Sprocket (12 Tooth)
11.	113027	Hydraulic Motor
12.	900170	Idler Sprocket Guide
13.	119116	Shoe, Bolt-on Wear
14.	900682	Inspection Cover Gasket (large)
15.	900566	Bearing Cap Gasket
16.	901297	Chain Case Gasket Set—Incl: (1) 900682, (2) 900566, (1) 901270, (1) 901371
17.	901272	Inspection Cover (small)
18.	901270	Inspection Cover Gasket (small)
Not Shown	900540-96	Complete Chain Case Shank Assembly with C-bar (RH Drive)
Not Shown	900675-96	Complete Chain Case Assembly (lower half only) (RH Drive)

Hardware List

<u>Item No.</u>	<u>Part No.</u>	<u>Description</u>
A.	102073	3/8" × 3/4" NC Whiz Bolt
B.		3/8" Lock Washer
C.		3/8" × 3/4" NC Hex Bolt
D.		1/2" NC Whiz Nut
E.		5/8" NC Lock Washer
F.		5/8" NC Hex Nut
G.	126000	Grease Zerk Assembly
H.		7/8" × 3 1/2" NC Hex Bolt—grade 8
I.		7/8" Lock Washer
J.		5/8" SAE Flat Spacer Washer—(5 Required)
Not Shown	126001	1/8" Grease Zerk
Not Shown		Reducer Bushing
Not Shown	107009	Corn Head Grease—Tube

CUSHION SHANK CHAIN CASE



CUSHION SHANK CHAIN CASE

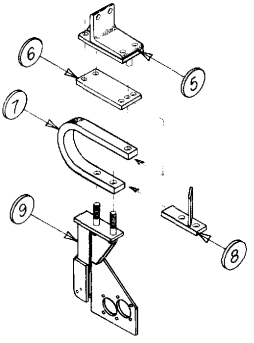
Parts List

<u>Item No.</u>	<u>Part No.</u>	<u>Description</u>
1.	900680-97	Chain Case Shank, RH Drive (weld assembly)
2.	900541	L.H. Bearing Cap
3.	900542	R.H. Bearing Cap
4.	102032	Bearing, Chain Case Lower Shaft
5.	900557	Output Sprocket Shaft
6.	900033	Idler Sprocket Bolt Stop
7.	119016	Sprocket, Idler (6011E10)
8.	901372	Inspection Cover
9.	103091	Chain, 60H Roller (46 Pins)
10.	119014	Input Drive Sprocket (60BS12 x 1")
11.	113030	Hydraulic Motor
12.	900170	Idler Sprocket Guide
13.	901272	Inspection Cover (small)
14.	119116	Shoe, Bolt-on Wear
15.	901371	Inspection Cover Gasket
16.	900566	Bearing Cap Gasket
17.	901270	Inspection Cover Gasket (small)
18.	901297	Chain Case Gasket Set—Incl: (1) 900682, (2) 900566, (1) 901270, (1) 901371
Not Shown	900540-97	Complete Chain Case Shank Assembly with C-bar
Not Shown	900675-97	Complete Chain Case Assembly (lower half only)

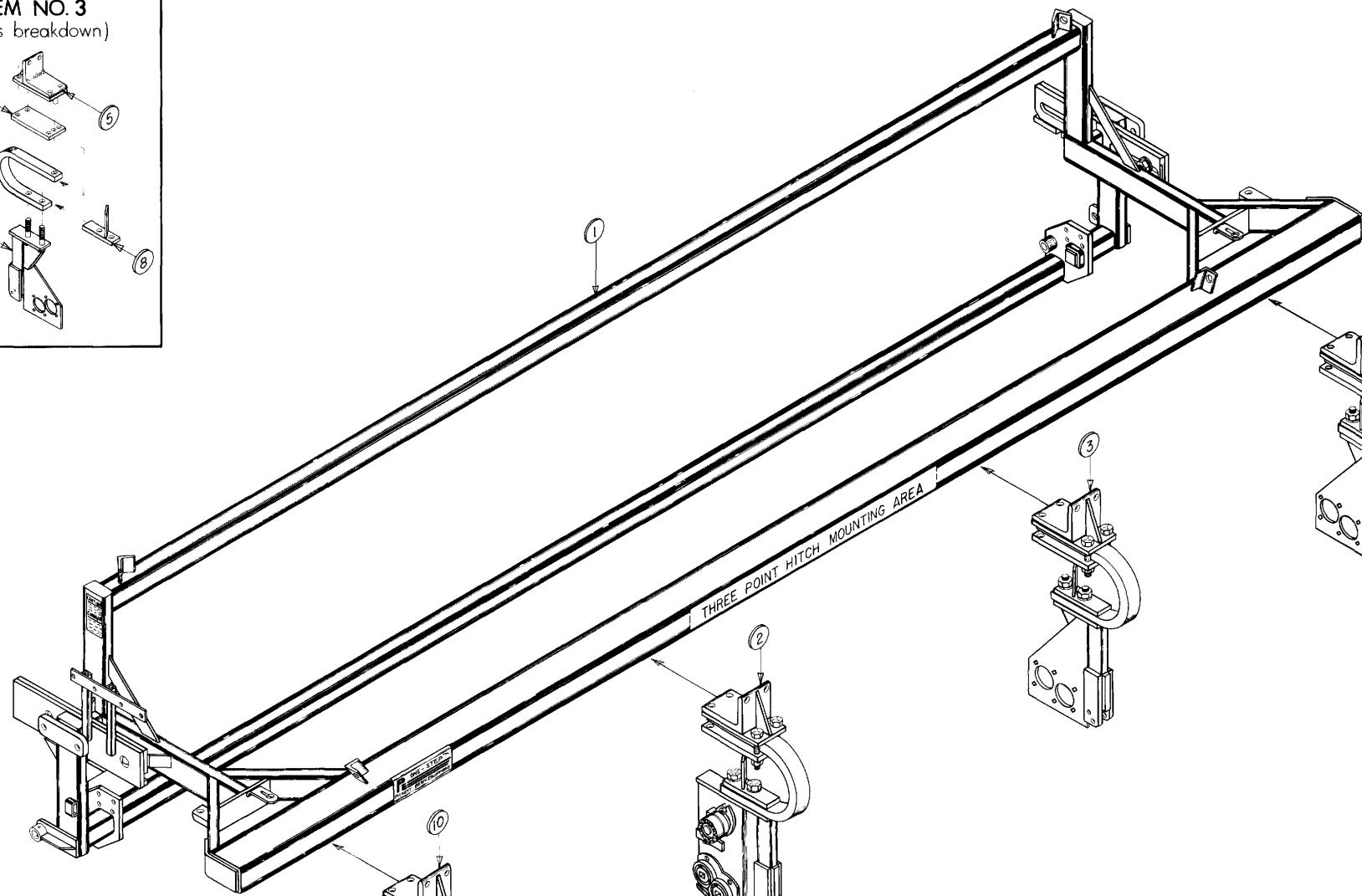
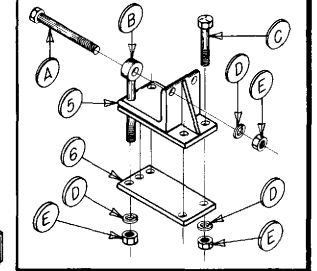
Hardware List

<u>Item No.</u>	<u>Part No.</u>	<u>Description</u>
A.	102073	3/8" × 3/4" NC Whiz Bolt
B.		3/8" Lock Washer
C.		3/8" × 3/4" NC Hex Bolt
D.		1/2" NC Lock Nut
E.		5/8" NC Lock Washer
F.		5/8" NC Hex Nut
G.		7/8" × 3 1/2" NC Hex Bolt—grade 8
H.		7/8" Lock Washer
I.		5/8" SAE Flat Spacer Washer—(5 Required)
Not Shown	107009	Corn Head Grease—Tube

ITEM NO. 3
(parts breakdown)

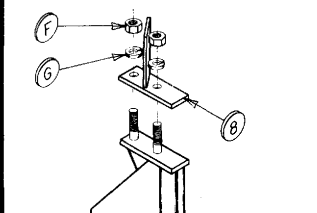


MOUNTING HARDWARE

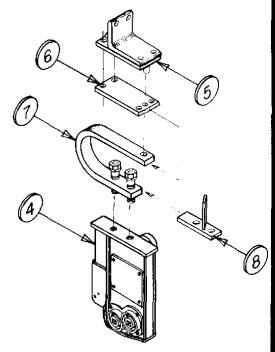


**CUSHION SHANK
ONE-STEP ROD CUTTER**

MOUNTING HARDWARE



ITEM NO. 2
(parts breakdown)



CUSHION SHANK PARTS BREAKDOWN (1992–Present)

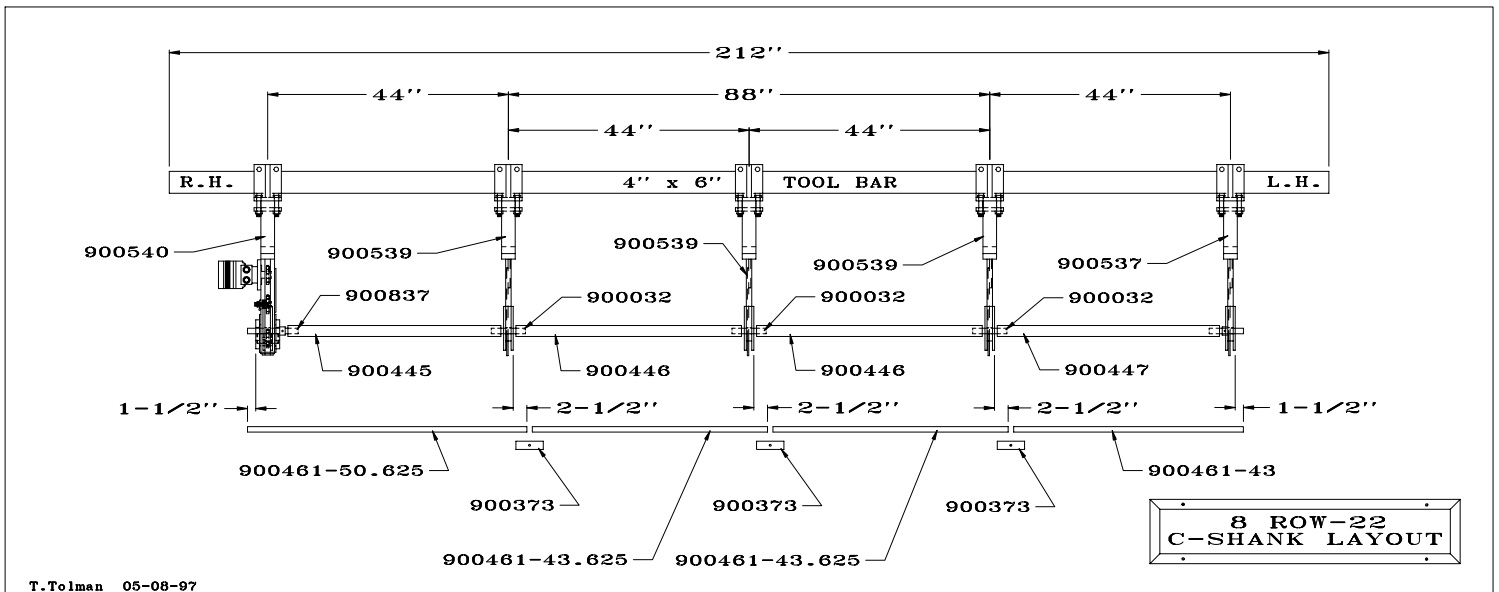
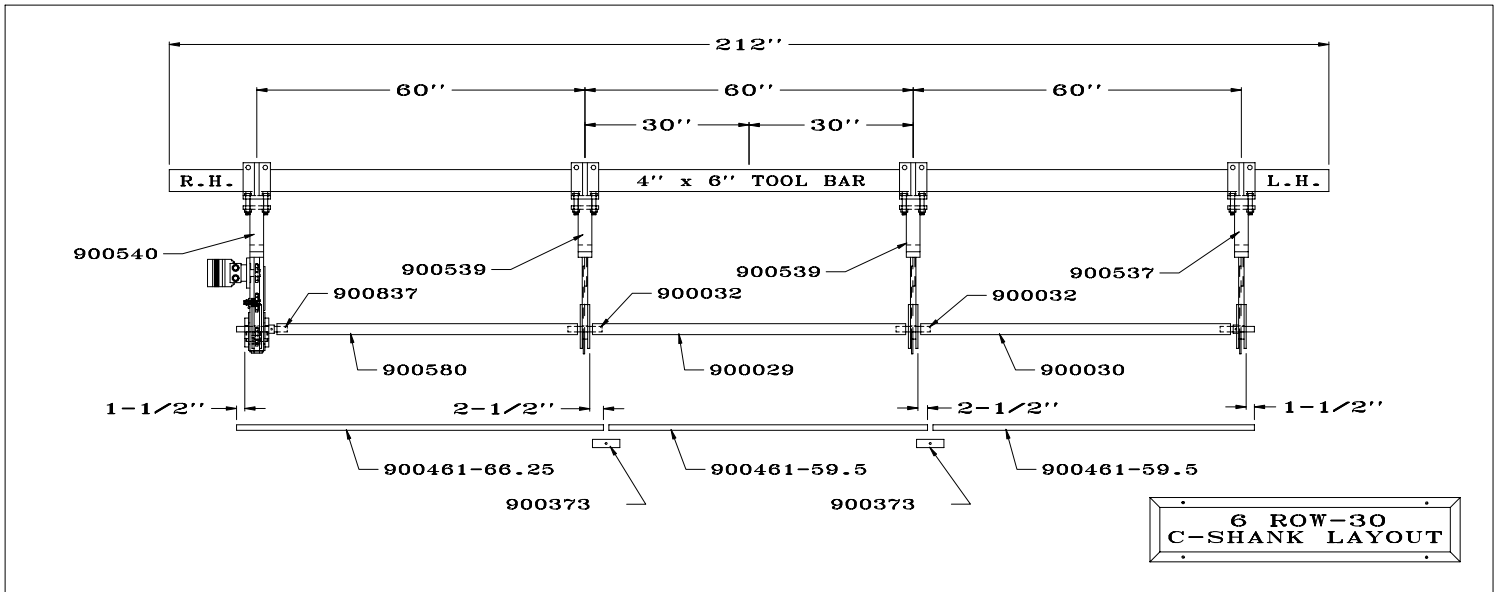
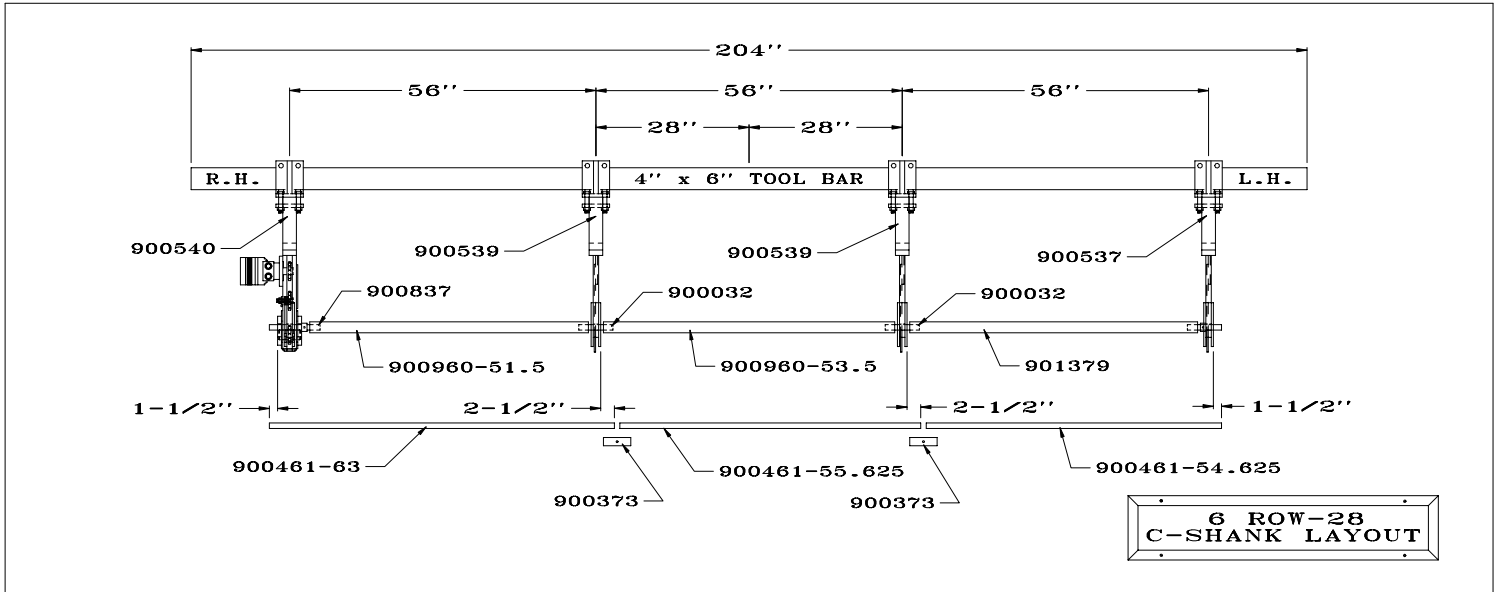
Parts List

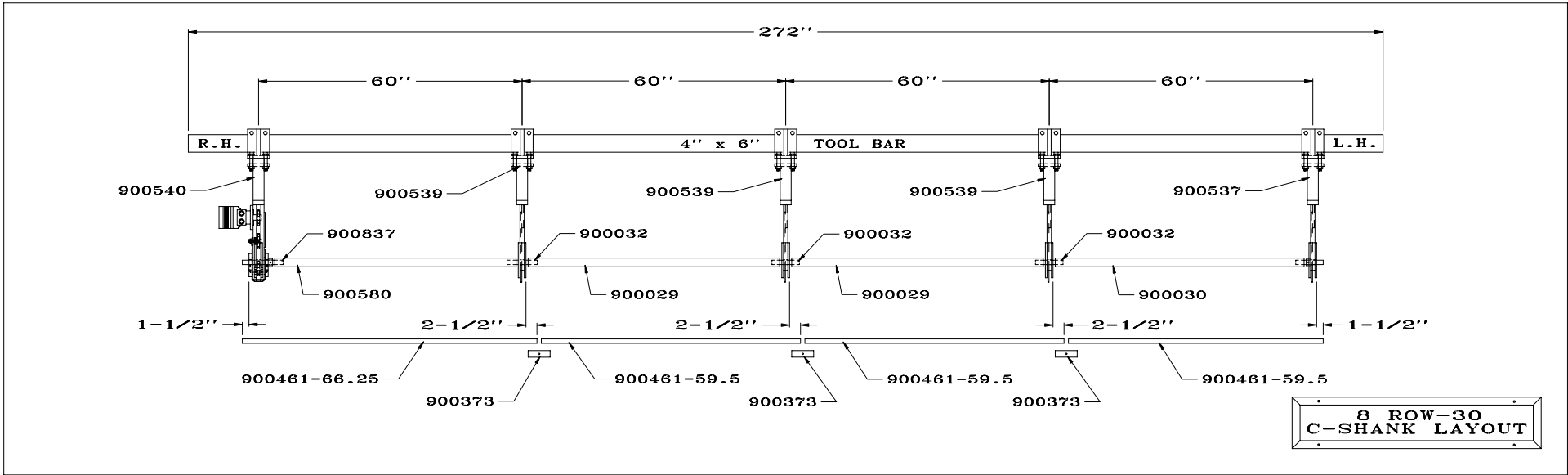
<u>Item No.</u>	<u>Part No.</u>	<u>Description</u>
1.	900099	Main Frame (indicate model)
2.	900540	C-Shank, Chain Case—Complete Assembly
3.	900539	Cushion Shank, 2 Hole—Complete LH
4.	900675	Cushion Shank, Chain Case Complete Lower Half
5.	900665	Top Plate Mounting Angle
6.	900662	Bottom Mount Plate
7.	900615	Cushion Bar
8.	900667	Cushion Stop Plate
9.	900673	Cushion Shank, 2-Hole LH Lower Half
10.	901085	Cushion Shank, 2 Hole—Complete RH
Not Shown	901084	Cushion Shank, 2-Hole LH Lower Half
Not Shown	300089	L.H. Outside Shank Deflector Rod
Not Shown	300090	R.H. Outside Shank Deflector Rod
Not Shown	901375	R.H. Chain Case Deflector Rod (used on outside chain cases)
Not Shown	116023	V-Bottom Rock Point
Not Shown	106007-97	Flangette, 3-Hole, 1" Square Bearing (open end housing)
Not Shown	106037-97	Flangette, 3-Hole, 1¼" Sq. Bearing (open end housing)
Not Shown	102000	Bearing 1" Square Bore
Not Shown	102087	Bearing 1¼" Square Bore
Not Shown	900373	1" Cutter Rod Coupler—(1" to 1")
Not Shown	103099	1¼" Cutter Rod Coupler—(1¼" to 1¼")
Not Shown	103038	Collar, 1" Square Lock
Not Shown	103098	Collar, 1¼" Square Lock
Not Shown	901434	1¼" Flangette Spacer (1988-1998)
*Not Shown	901435	1¼" Cutter Rod (Various Lengths) (Example: 901435-length)
Not Shown	901436	1" to 1¼" Lock Coupler (w/set screws)

*Specify tensile strength 1045 or 1085 when ordering cutter rod

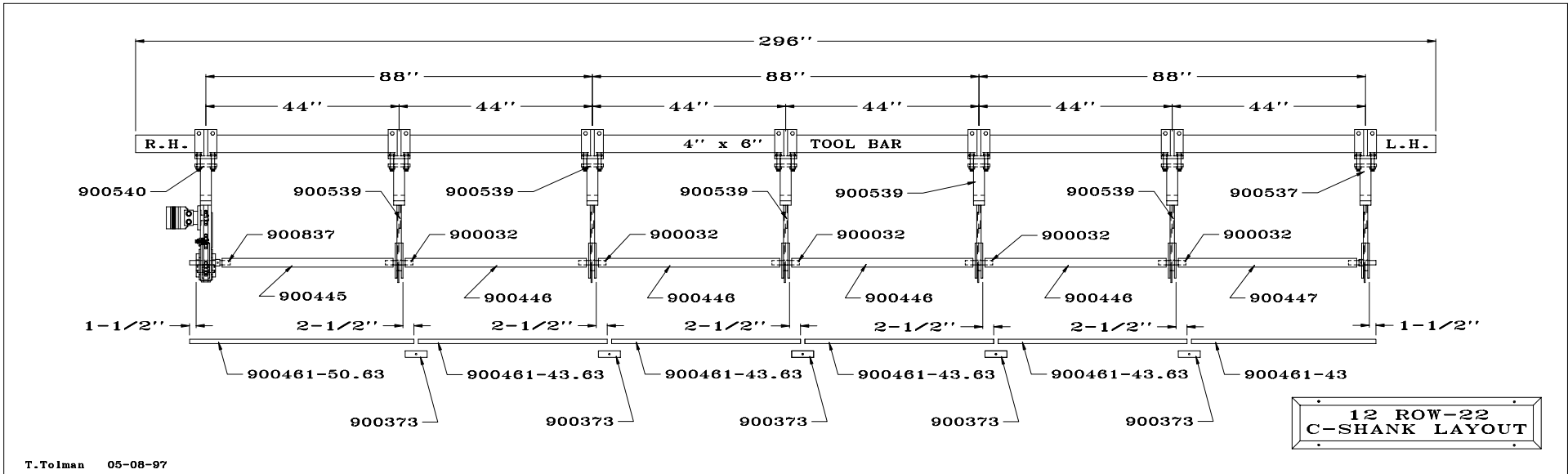
Hardware List

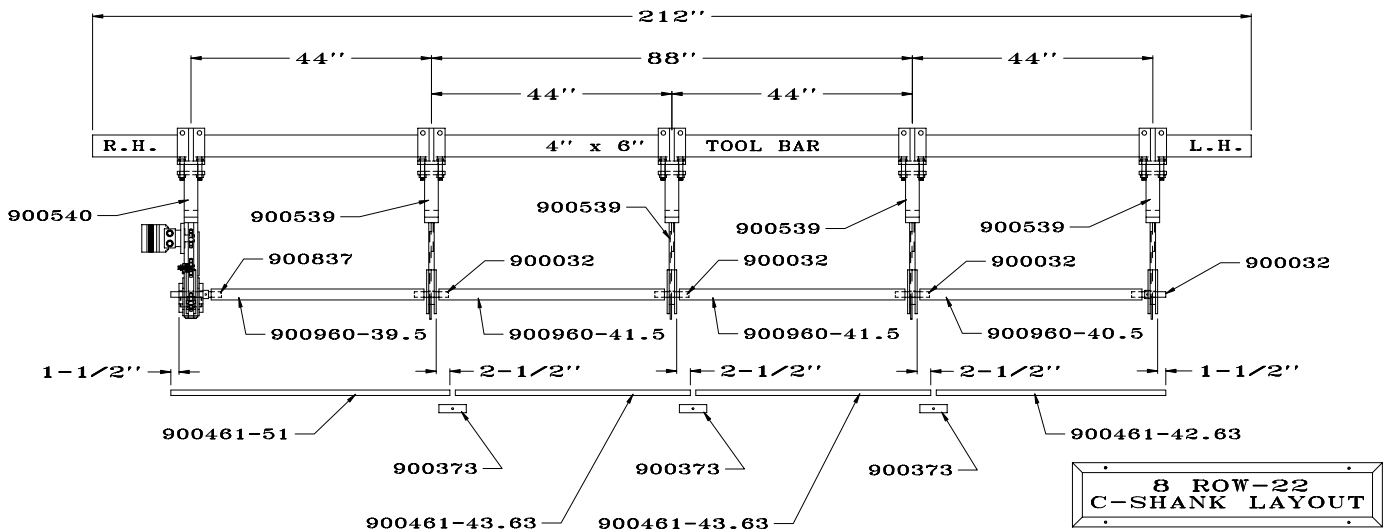
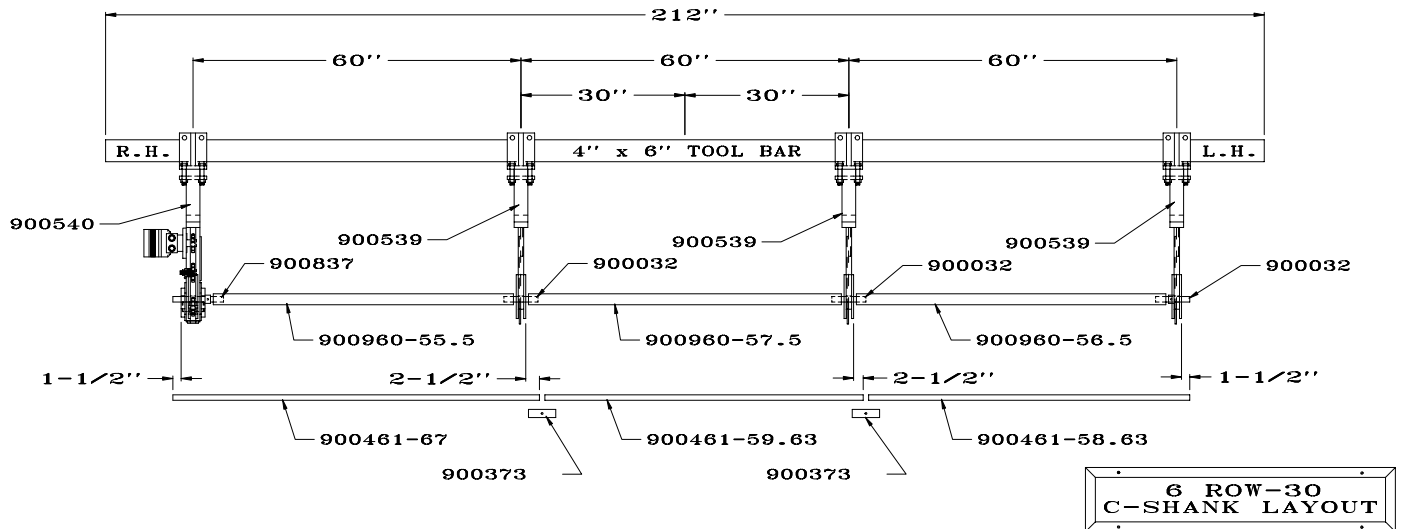
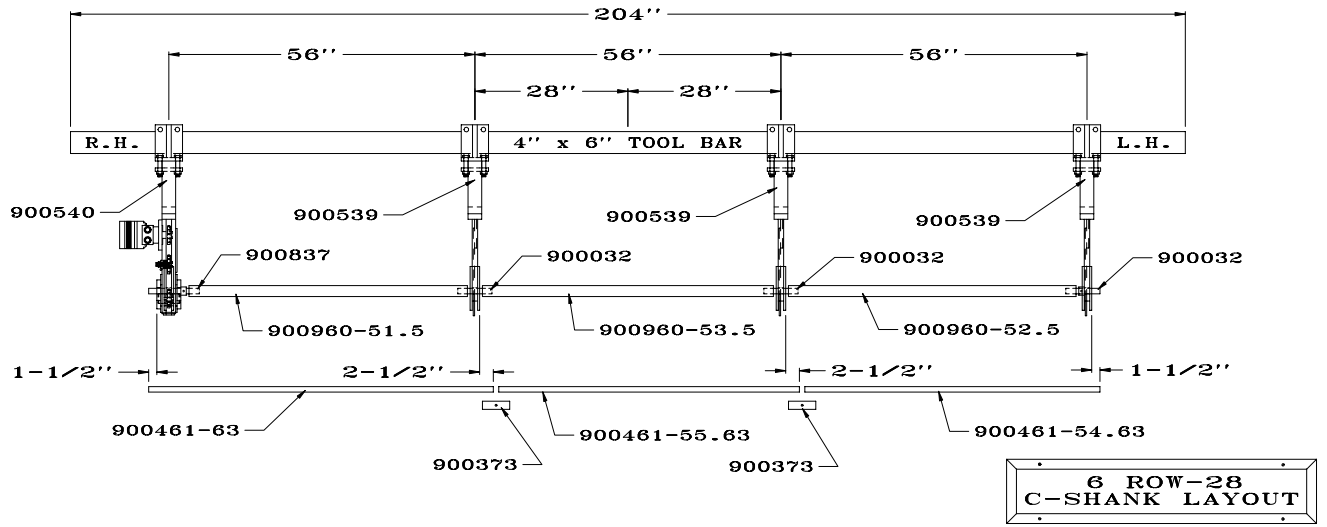
<u>Item No.</u>	<u>Part No.</u>	<u>Description</u>
A.	106009	¾" × 9" NC Hex Bolt—Grade 8
B.	118023	¾" × 10" NC Eye Bolt—Grade 8
C.		¾" × 3½" NC Hex Bolt—Grade 5
D.		¾" Lock Washer
E.		¾" NC Hex Nut
F.		7/8" NC Hex Nut
G.		7/8" Lock Washer

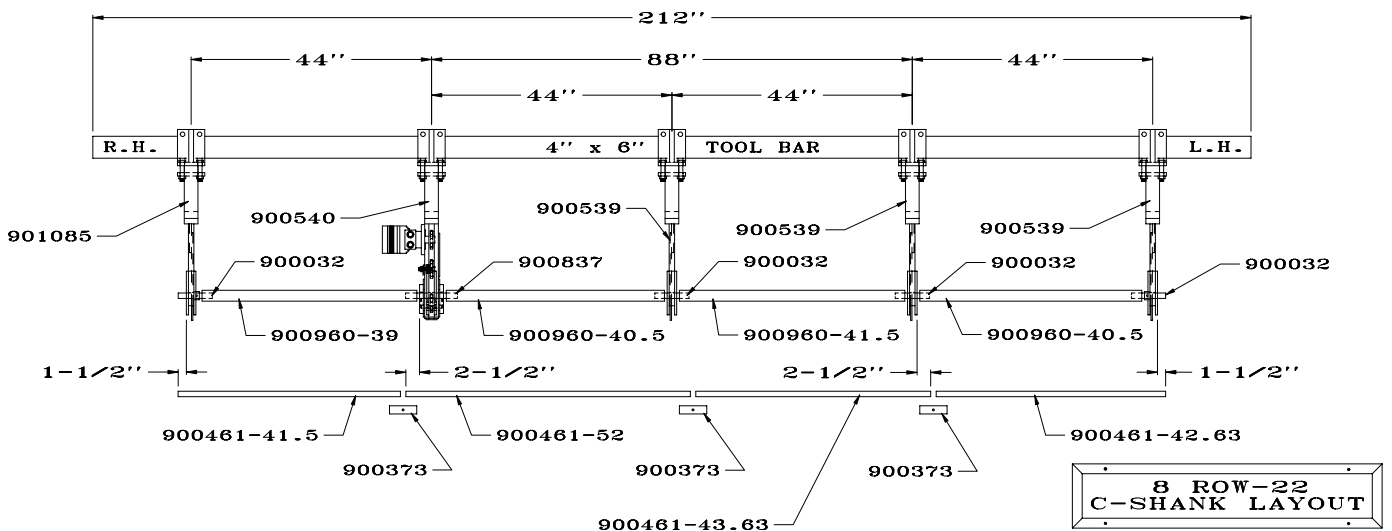
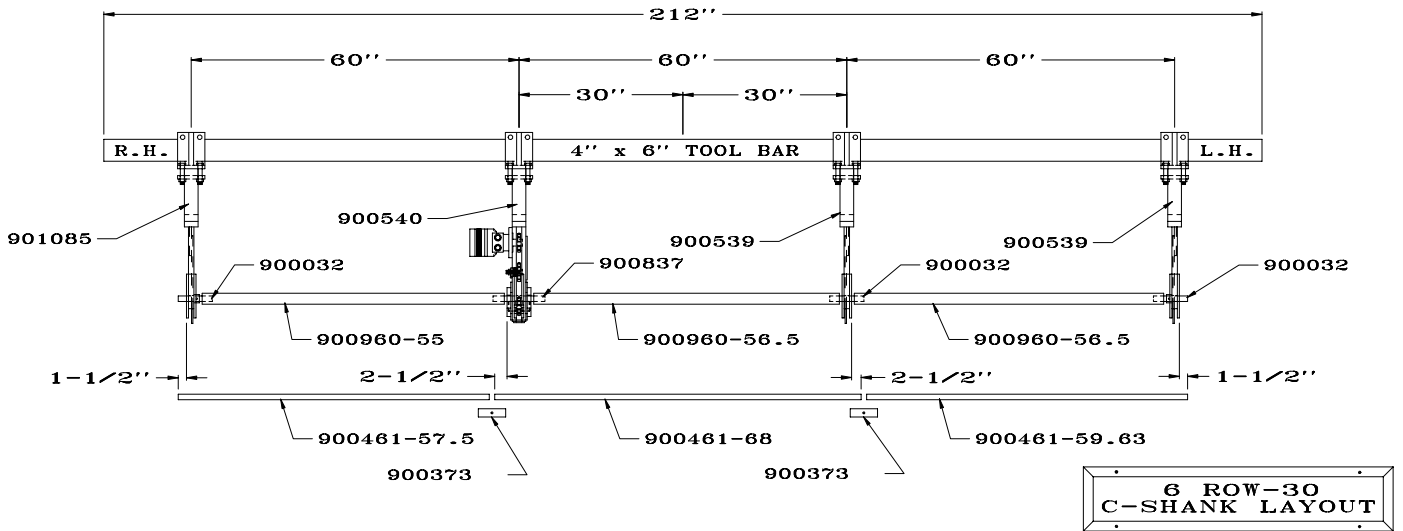
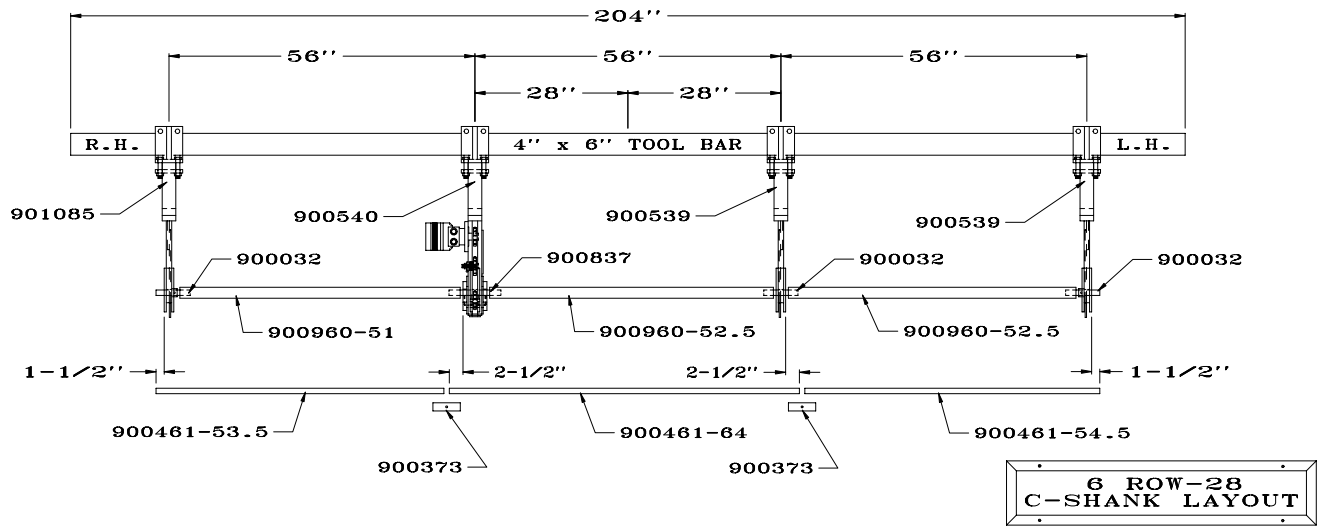


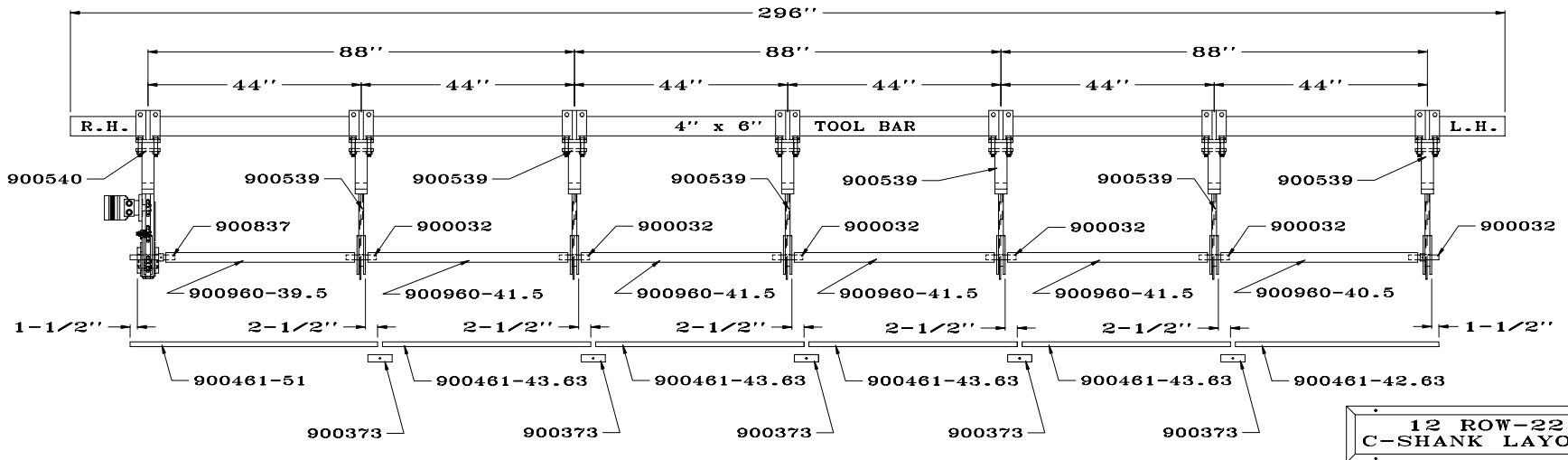
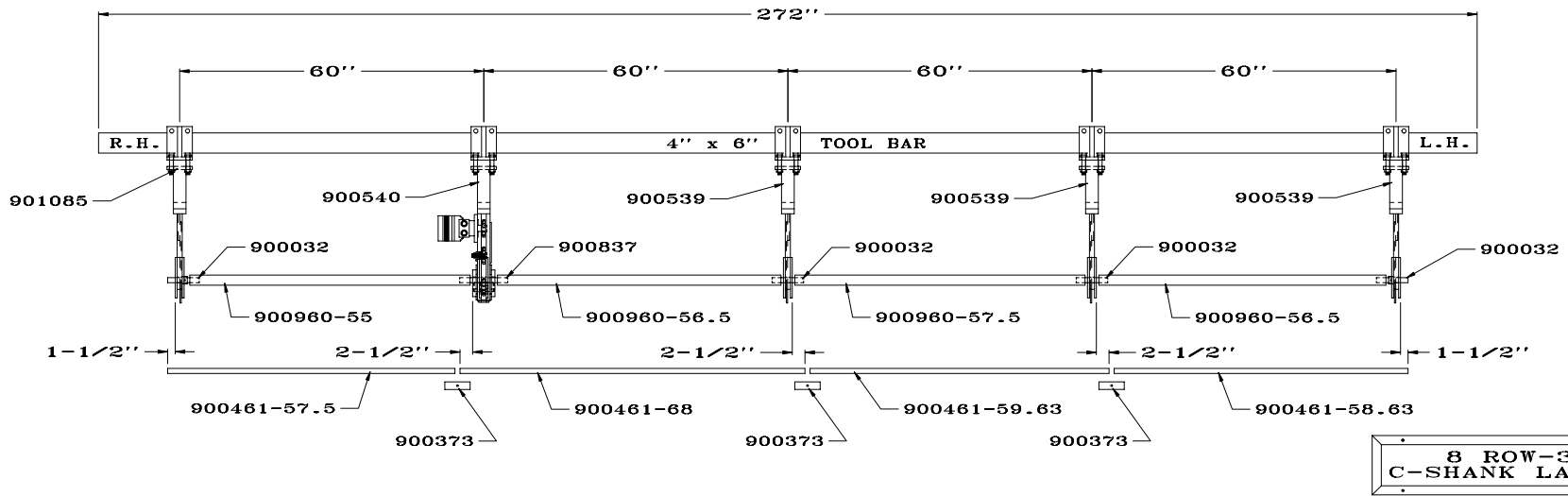


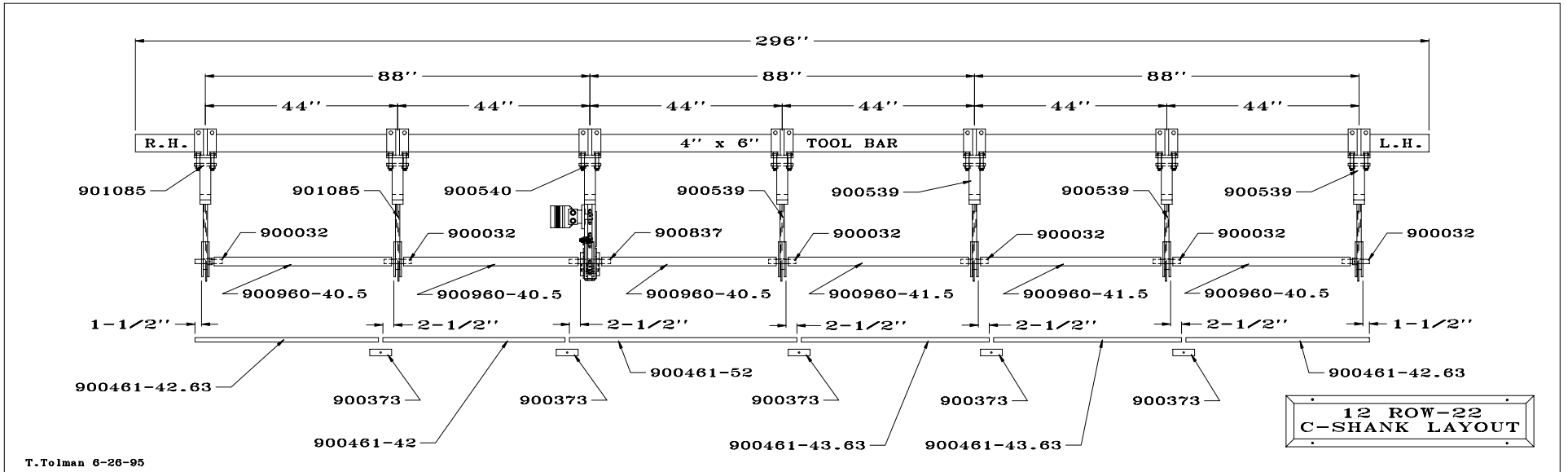
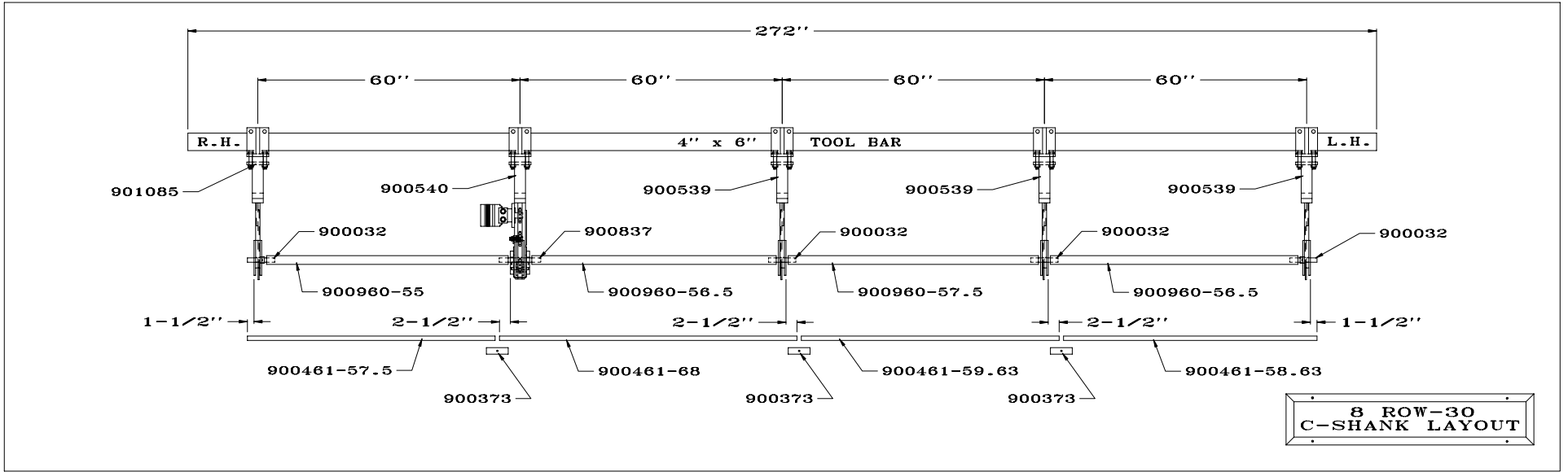
11



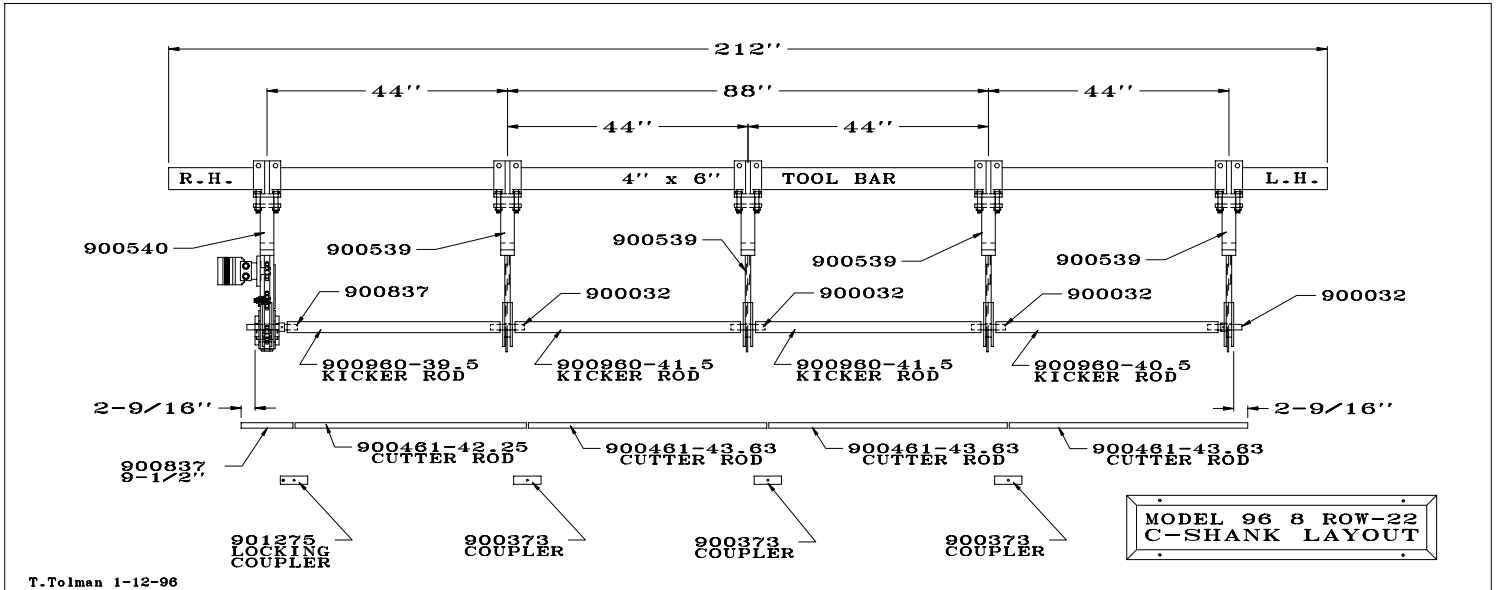
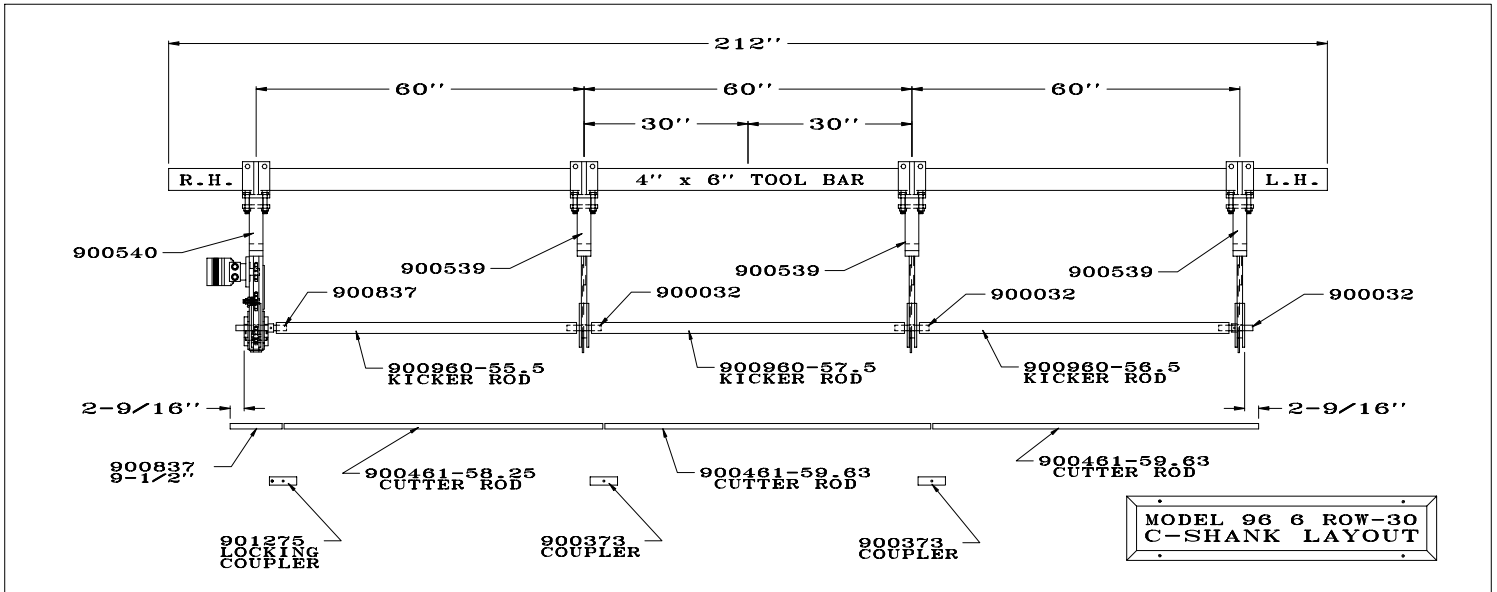
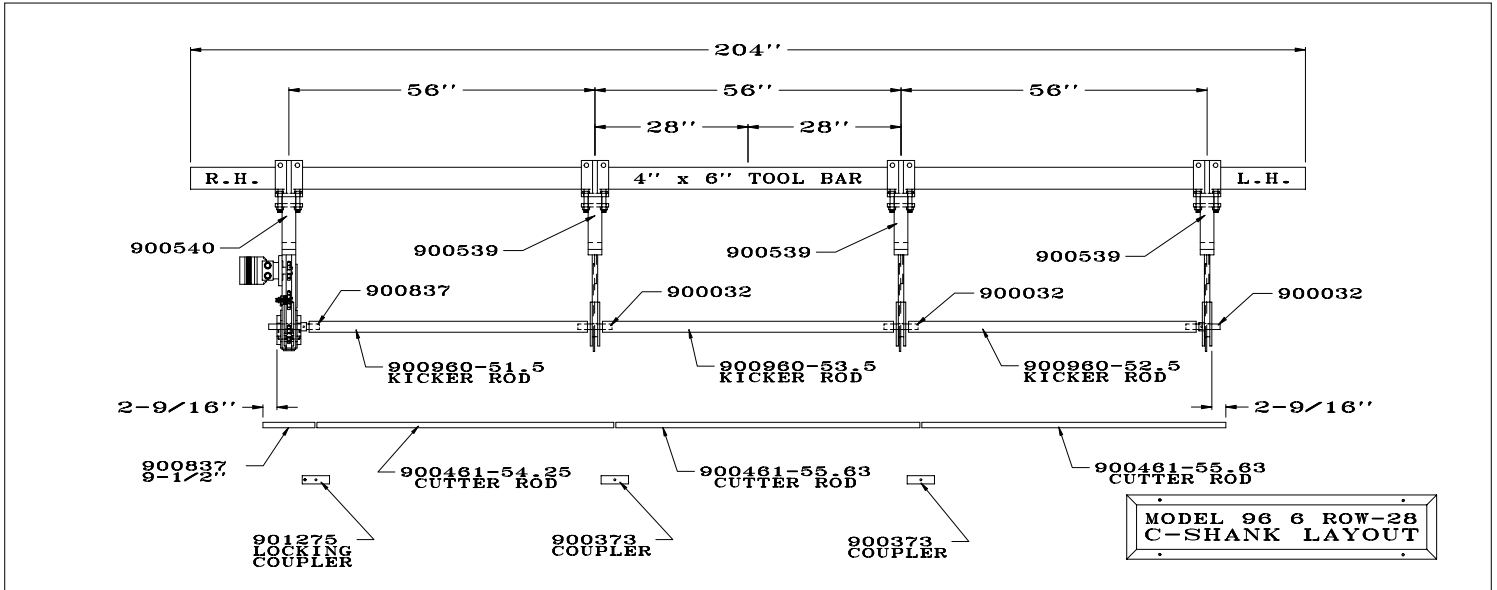




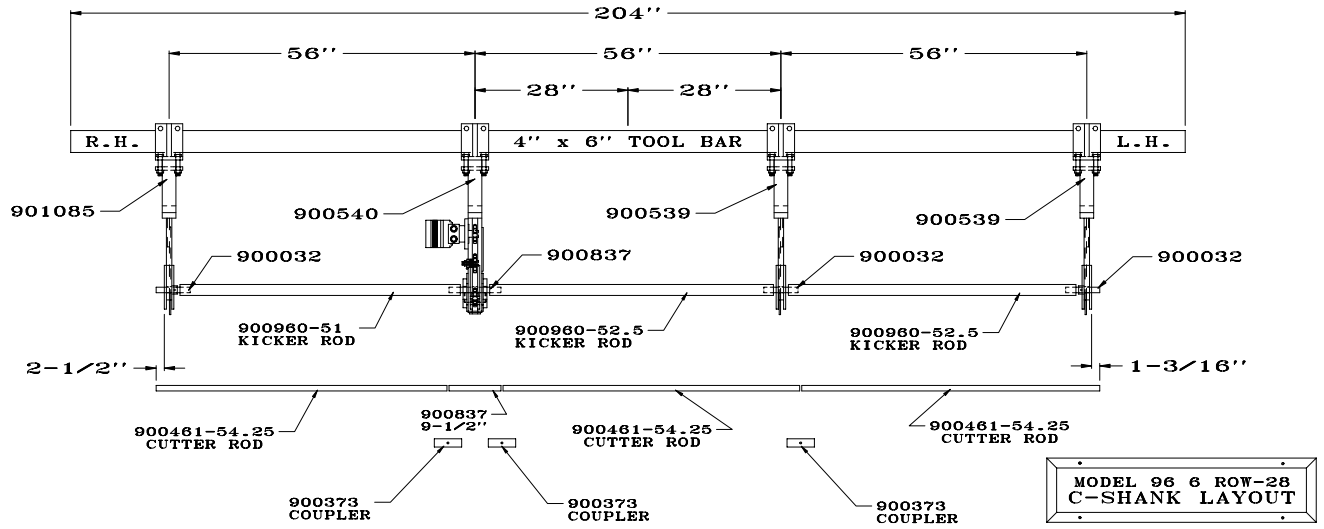




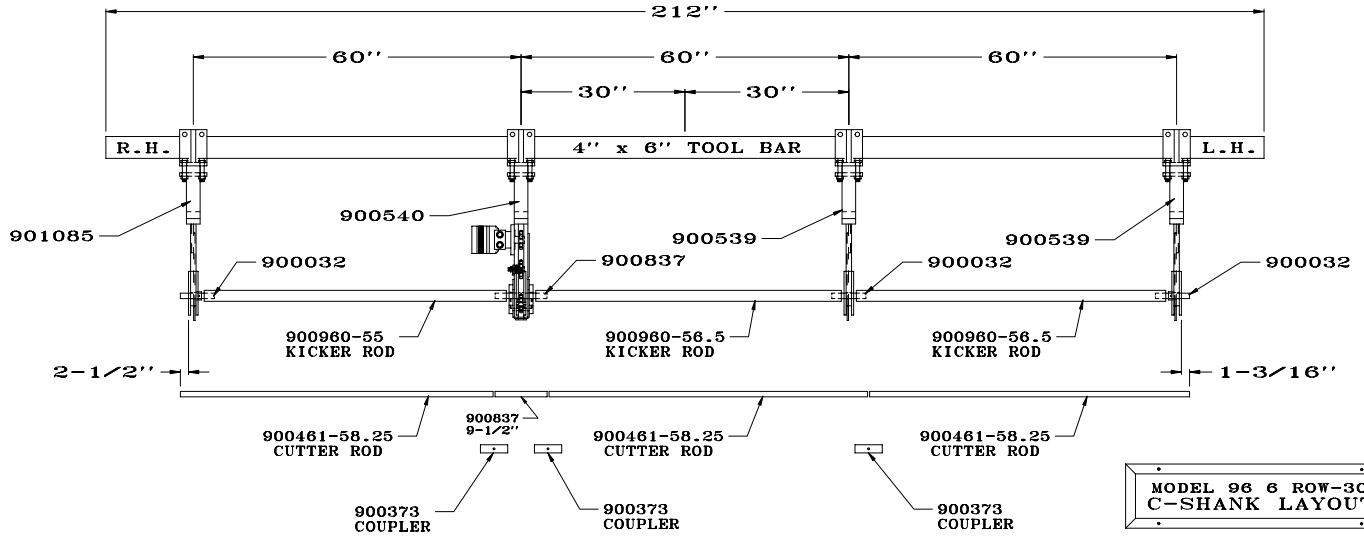
1996-Present



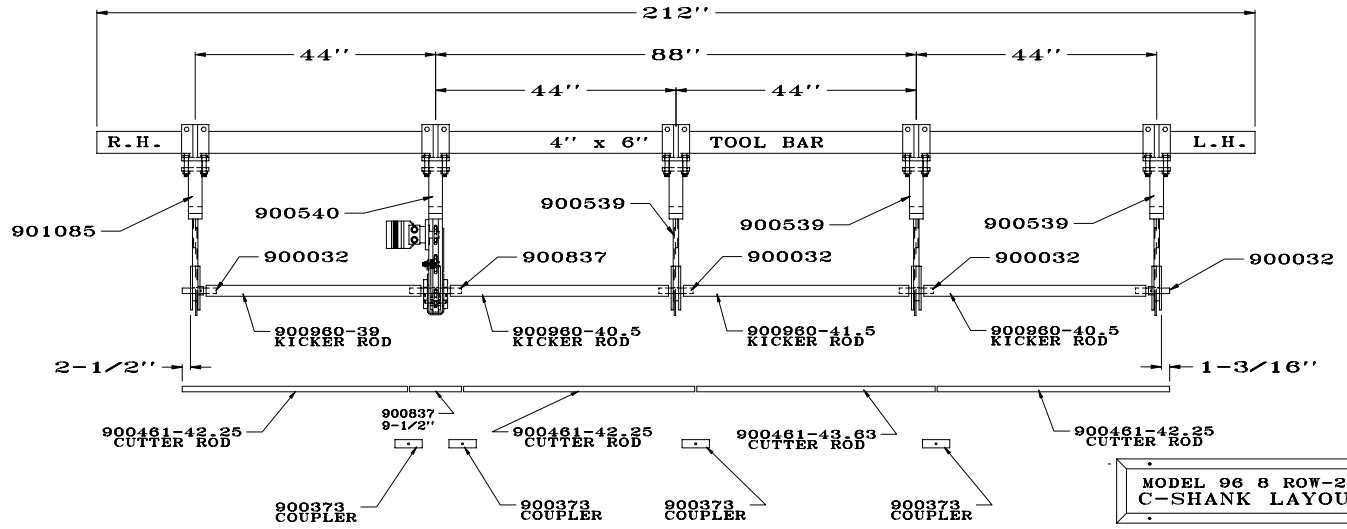
1996-Present



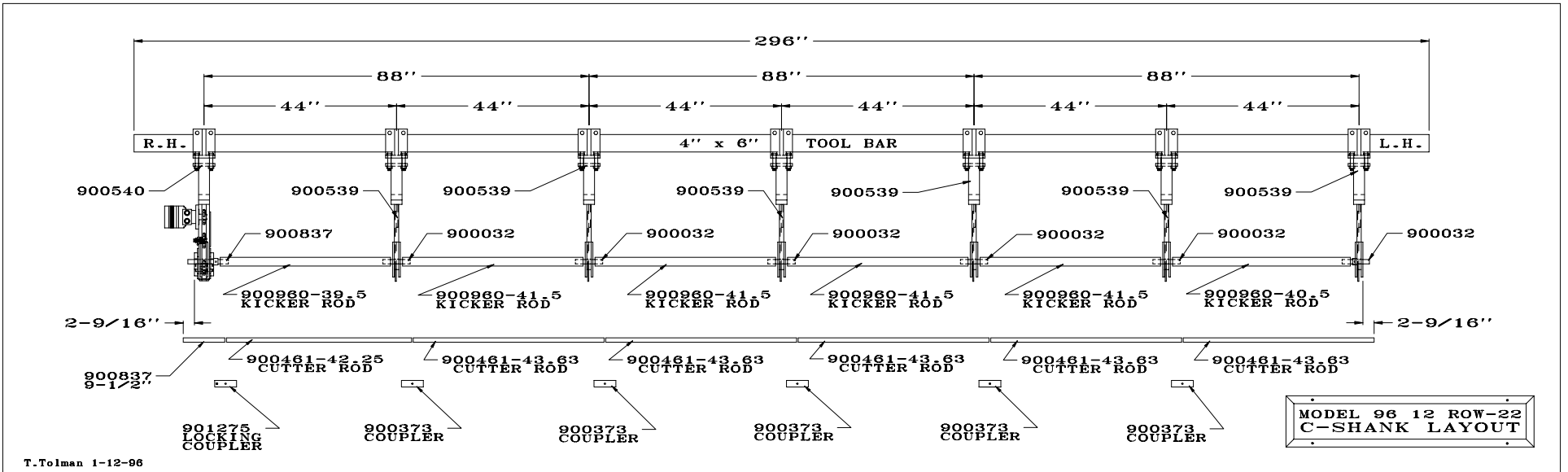
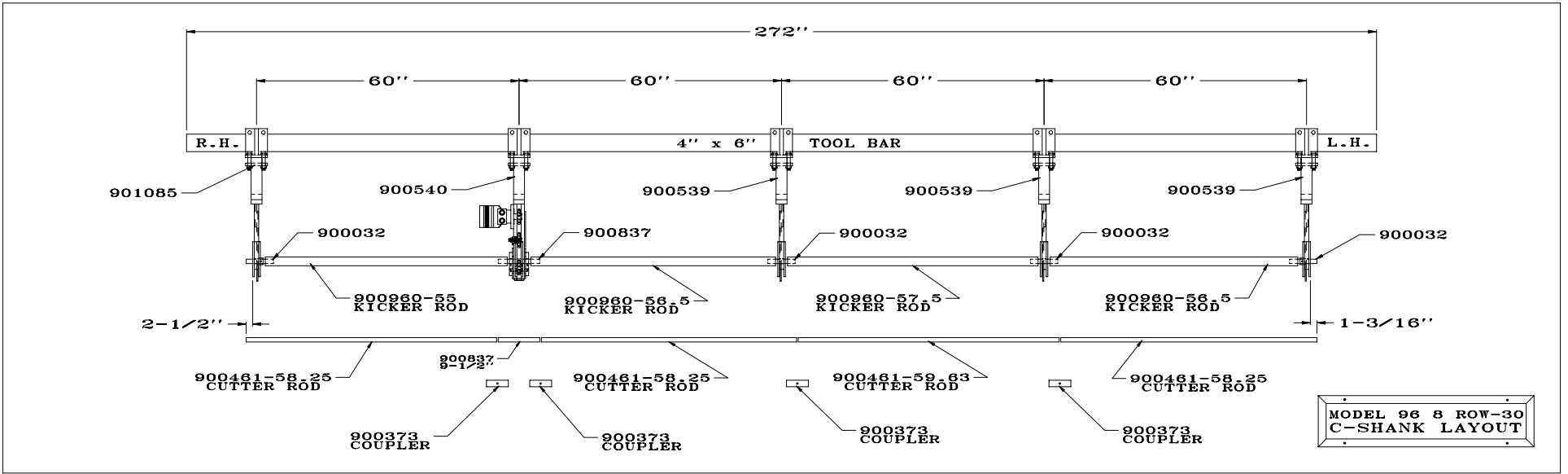
MODEL 96 6 ROW-28
C-SHANK LAYOUT

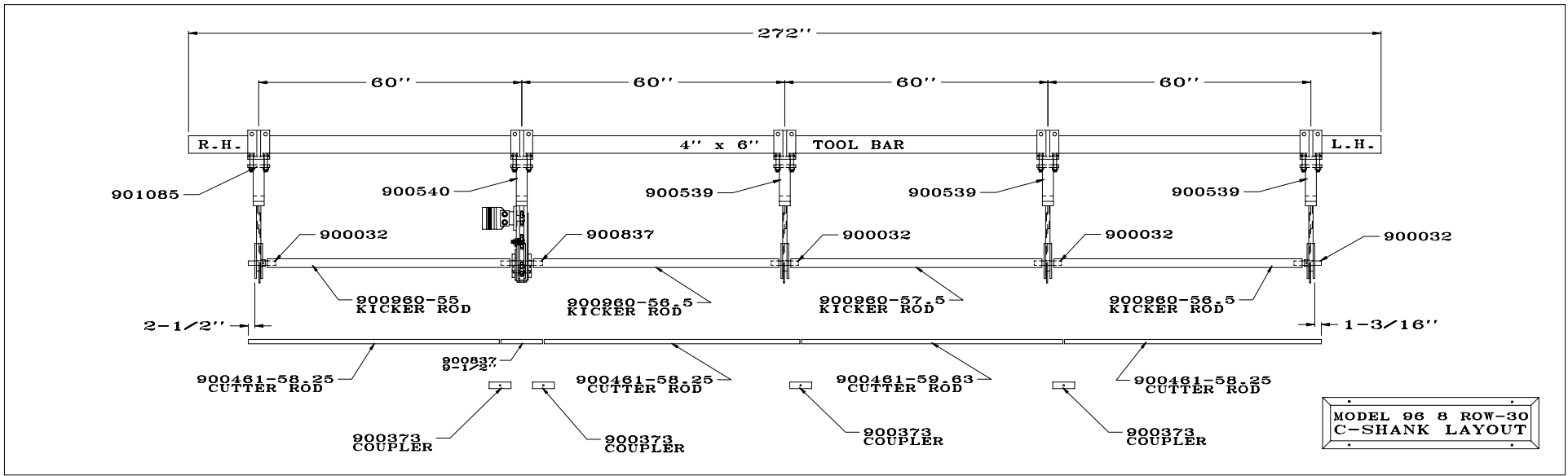


MODEL 96 6 ROW-30
C-SHANK LAYOUT

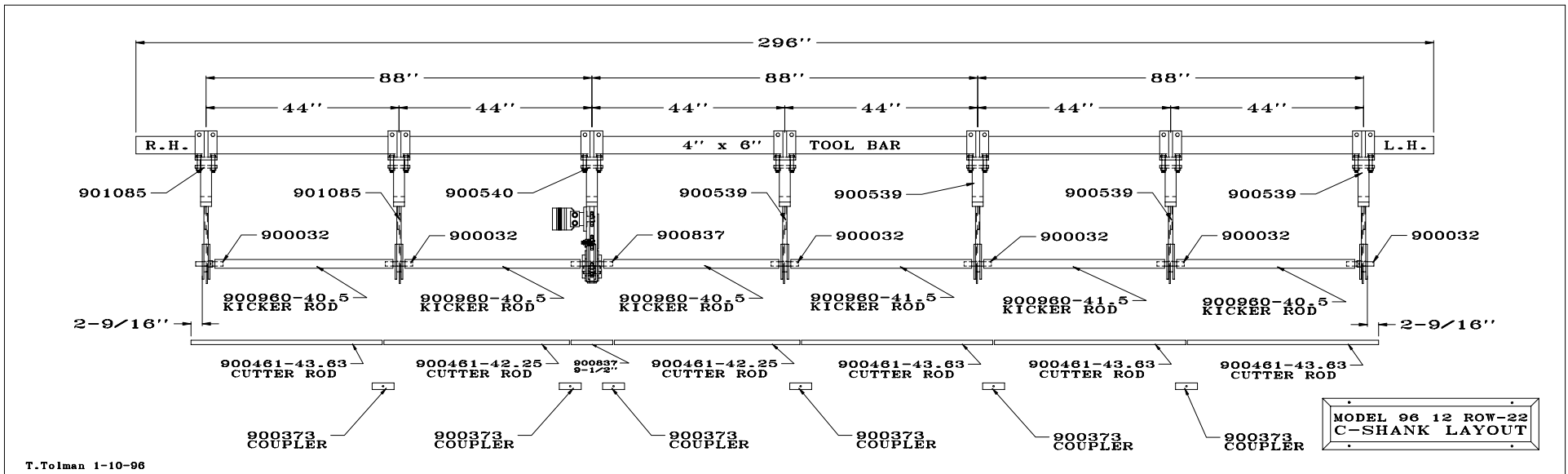


MODEL 96 6 ROW-22
C-SHANK LAYOUT



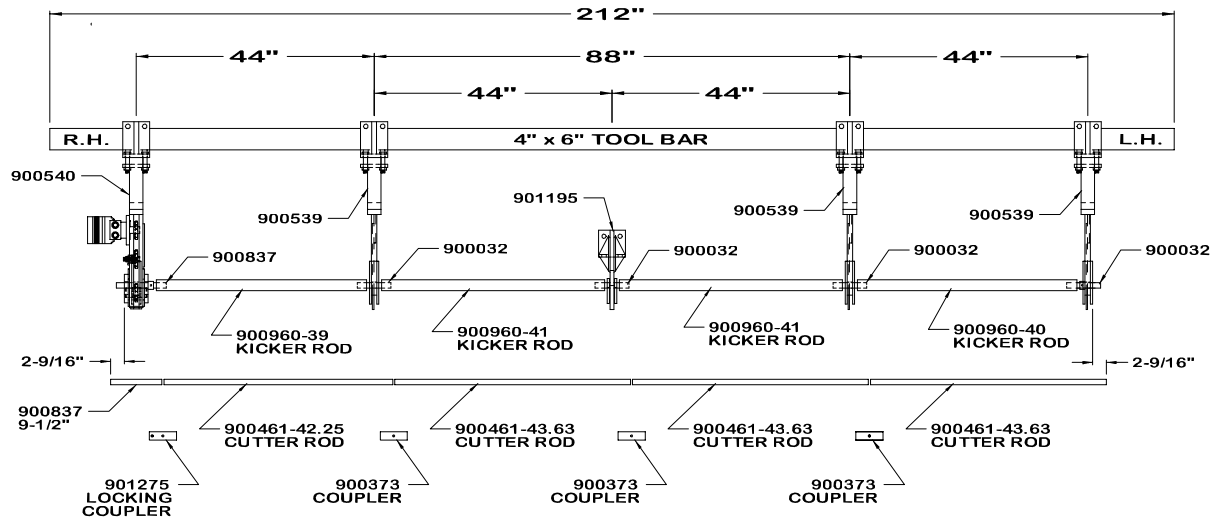


19

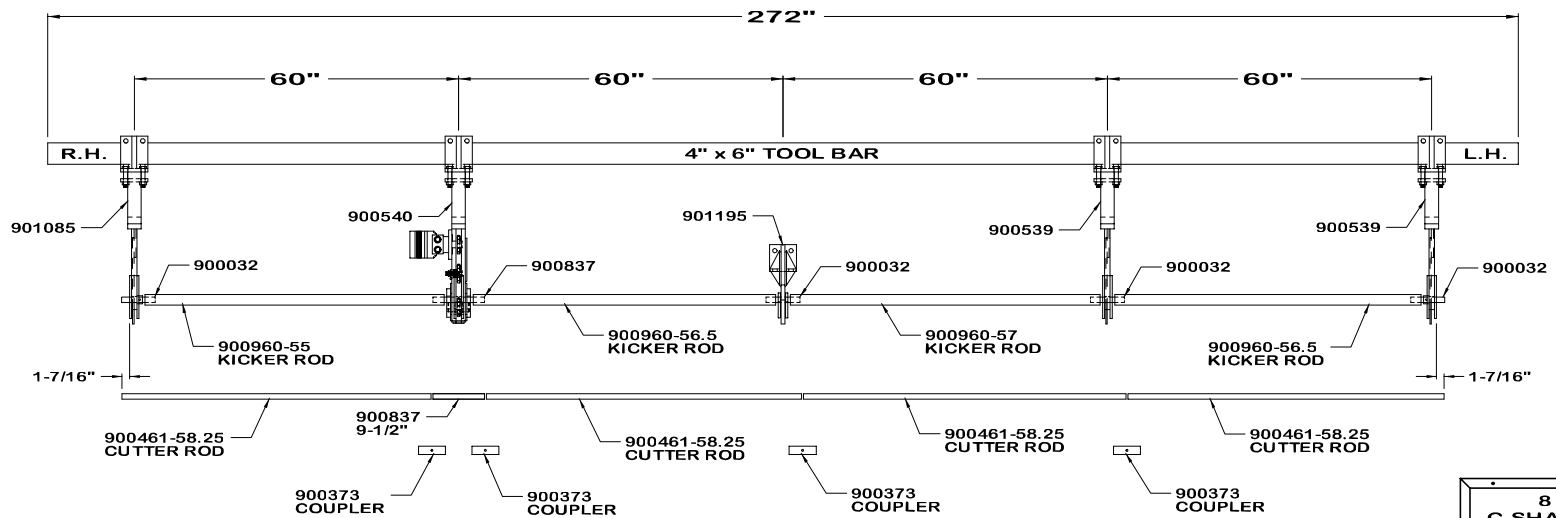


T.Tolman 1-10-96

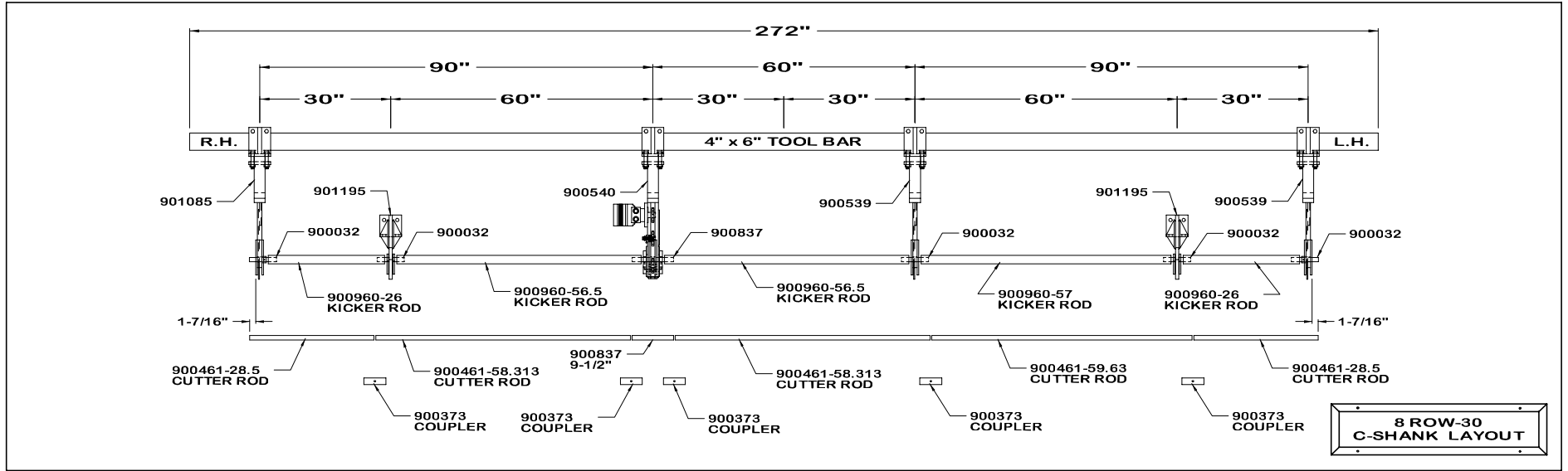
1996-Present



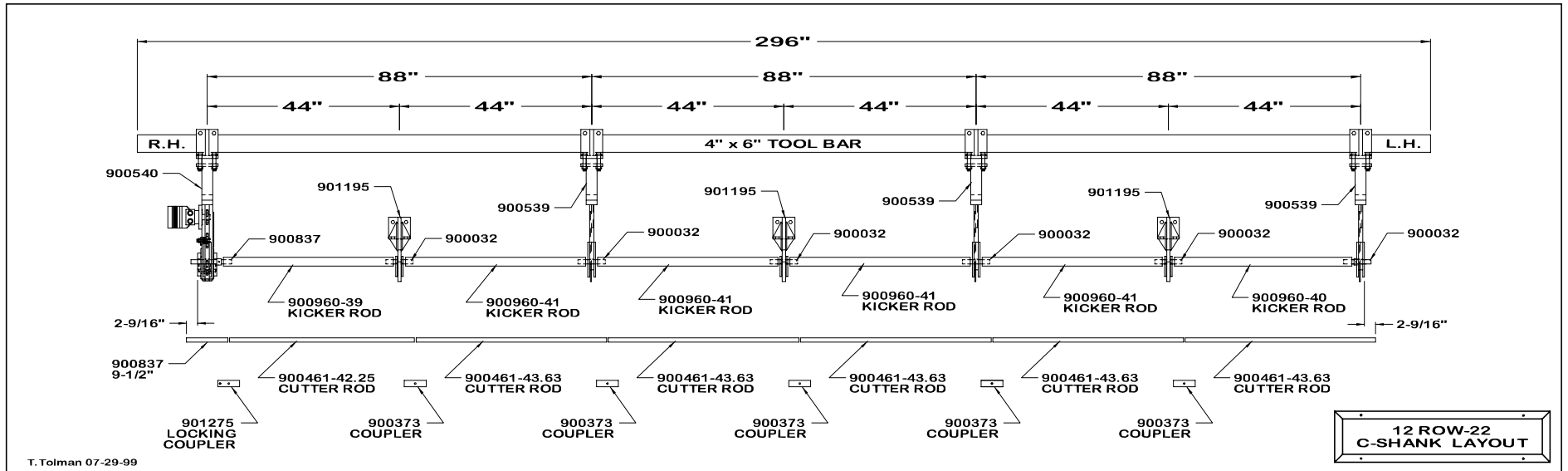
8 ROW-22
C-SHANK LAYOUT



8 ROW-30
C-SHANK LAYOUT

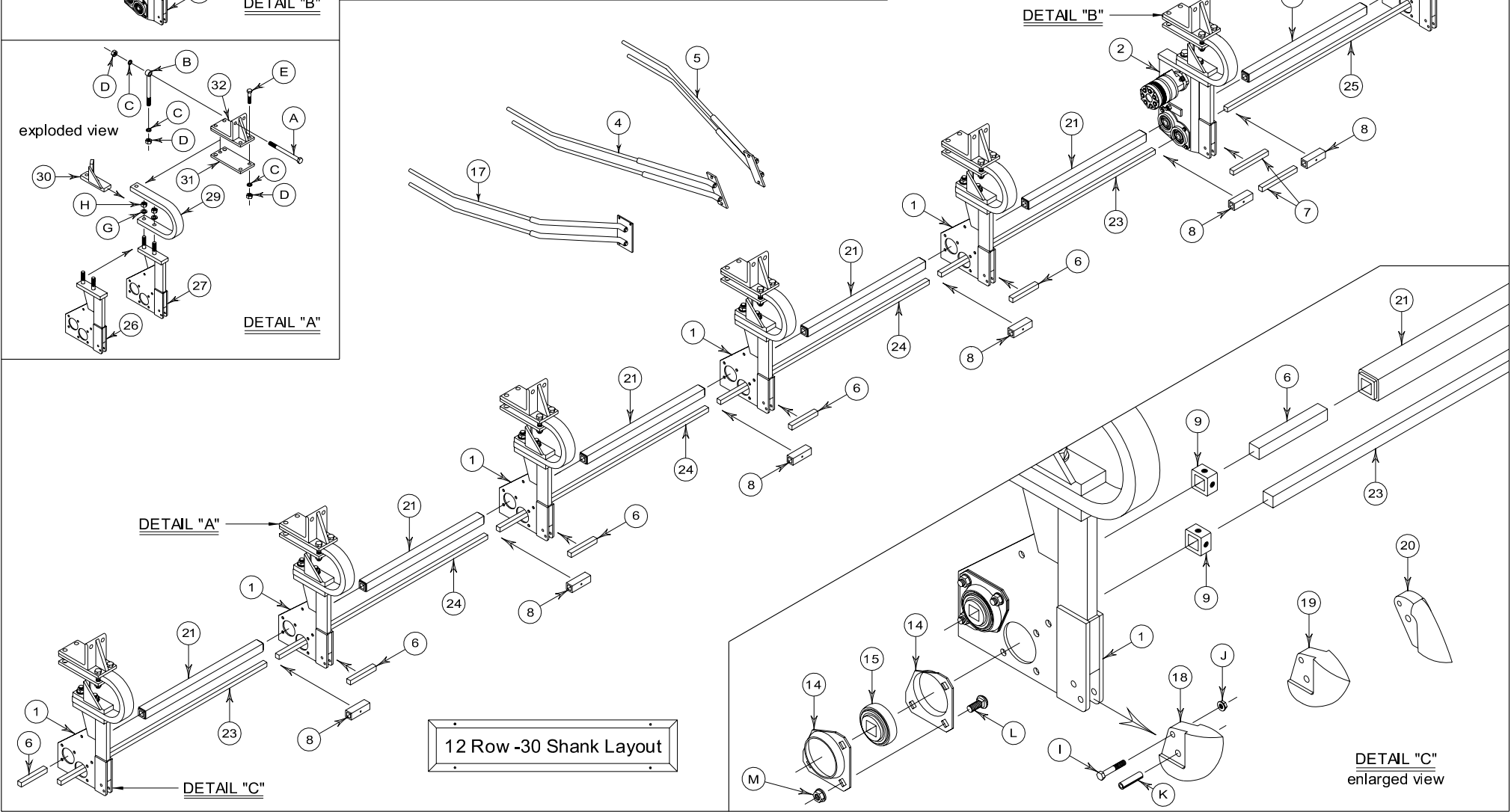
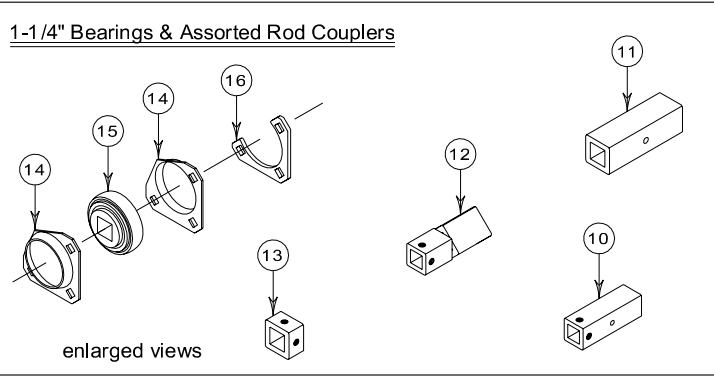
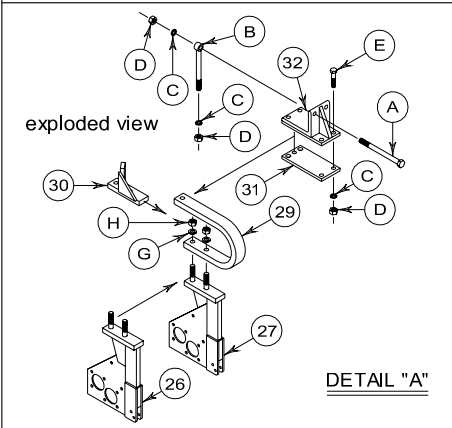
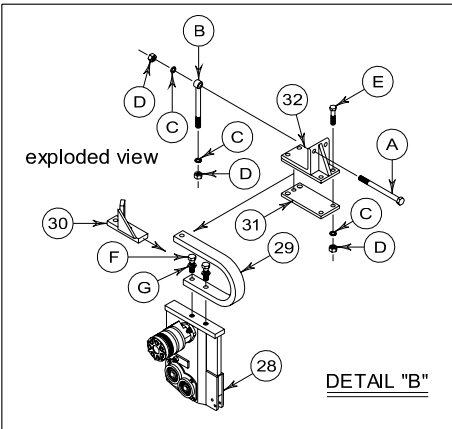


21



T. Tolman 07-29-99

Optional



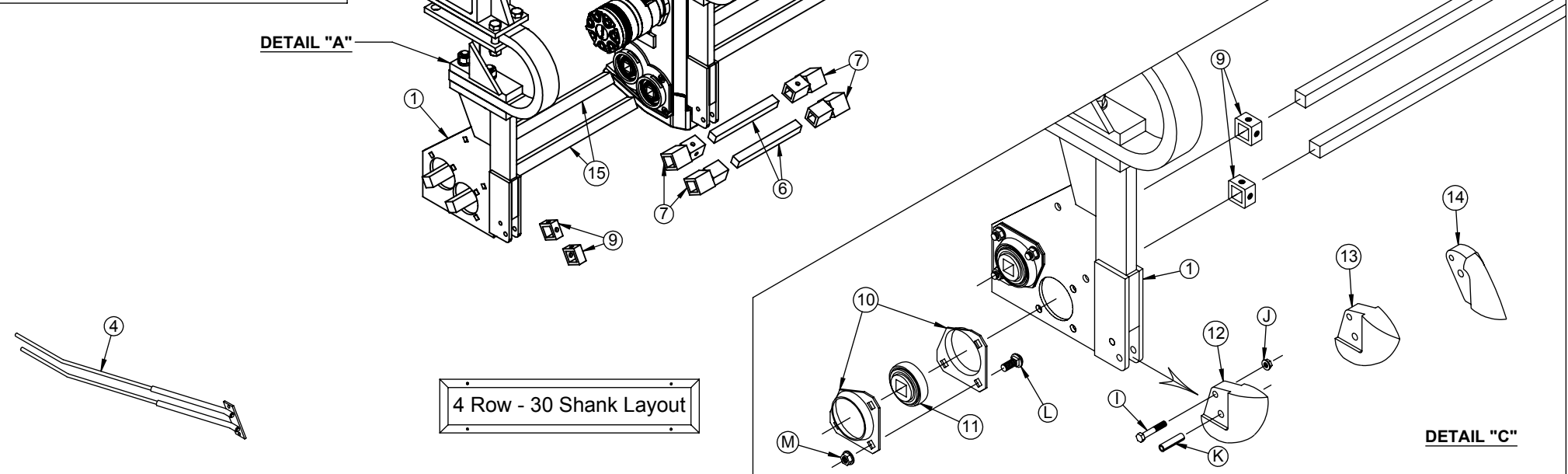
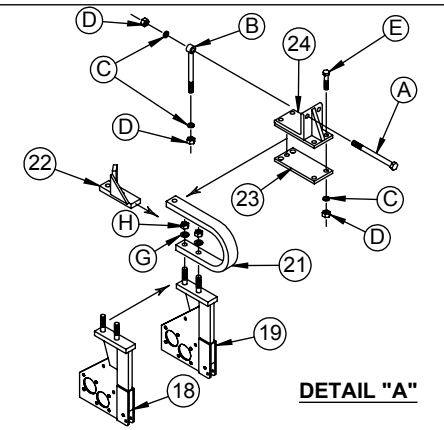
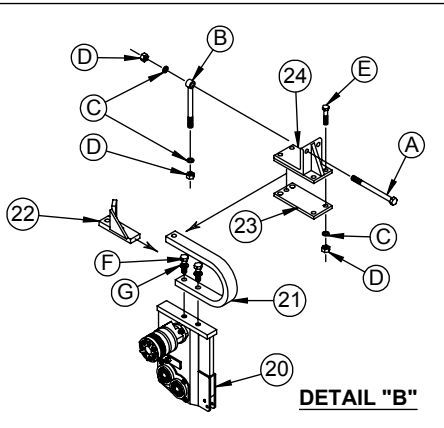
12 ROW 30 SHANK LAYOUT (2005) (C-Shanks)**Parts List**

<u>Item No.</u>	<u>Part No.</u>	<u>Description</u>
1.	901085	C-Shank, 2 hole (Complete RH)
2.	900540	C-Shank Chain Case, Hydraulic (Complete Assembly)
3.	900539	C-Shank, 2 hole (Complete LH)
4.	300090	Deflector Rod, C-Shank (RH)
5.	300089	Deflector Rod, C-Shank (LH)
6.	900032	Kicker Rod Key (7" long – 6 Required)
7.	900837	Chain Case Kicker Key (9½" long – 2 Required)
8.	900373	1" Cutter Rod Coupler (1" to 1") – 6 Required
9.	103038	Collar, 1" Square Lock
10.	901275	Coupler, Locking 1" Rod (used when Chain Case is on outside of machine)
11.	103099	1¼" Cutter Rod Coupler (1¼" to 1¼")
12.	901436	1" to 1¼" Lock Coupler (w/set screws)
13.	103098	Collar, 1¼" Square Lock
14.	106037-97	Flangette, 3-Hole (1¼" Square Bearing, open end housing)
15.	102087	Bearing, 1¼" Square Bore
16.	901434	1¼" Flangette Spacer (1988–1998)
17.	901375	Deflector Rod, C-Shank Chain Case (RH)
18.	116023	V-Bottom Rock Point
19.	116024	Belly Shank Point
20.	116006	Shear Point
21.	900960-56.5	Kicker Rod, Square to Square – 5 Required (56½" long)
22.	900960-55	Kicker Rod, Square to Square – 1 Required (55" long)
23.	900461-58.5	1" Cutter Rod (58½" lg.) (2 Required) *
24.	900461-59.6	1" Cutter Rod (59⅝" lg.)(3 Required) *
25.	900461-57.25	1" Cutter Rod (57¼" lg.)(1 Required) *
26.	901084	C-Shank, 2 hole (RH Lower Half)
27.	900673	C-Shank, 2 hole (LH Lower Half)
28.	900675	C-Shank, Chain Case (Complete Lower Half)
29.	900615	Cushion Bar
30.	900667	Cushion Stop Plate
31.	900662	C-Shank, Bottom Mounting Plate
32.	900665	C-Shank, Mounting Angle Top Plate
Not Shown	116029	Reversible Point (see items 18-20 for similar items)
Not Shown	901435	1¼" Cutter Rod (various lengths) (example: 901435-length) *

Hardware List

<u>Item No.</u>	<u>Part No.</u>	<u>Description</u>
A.	106009	¾" × 9" NC Hex Bolt–Grade 8
B.	118023	¾" × 10" NC Eye Bolt–Grade 8
C.		¾" Lock Washer
D.		¾" NC Hex Nut–Grade 8
E.		¾" x 3½" NC Hex Bolt–Grade 5
F.		7/8" x 3½" NC Hex Bolt–Grade 8
G.		7/8" Lockwasher
H.		7/8" NC Hex Nut–Grade 8
I.		3/8" × 2¼" NC Hex Bolt–Grade 5
J.		3/8" NC Whiz Nut
K.		½" × 2" Roll Pin
L.		½" x 1¼" NC Carriage Bolt
M.		½" NC Whiz Nut

* Kicker Rod and Cutter Rod lengths (in inches) are noted following the 6 digit part number.



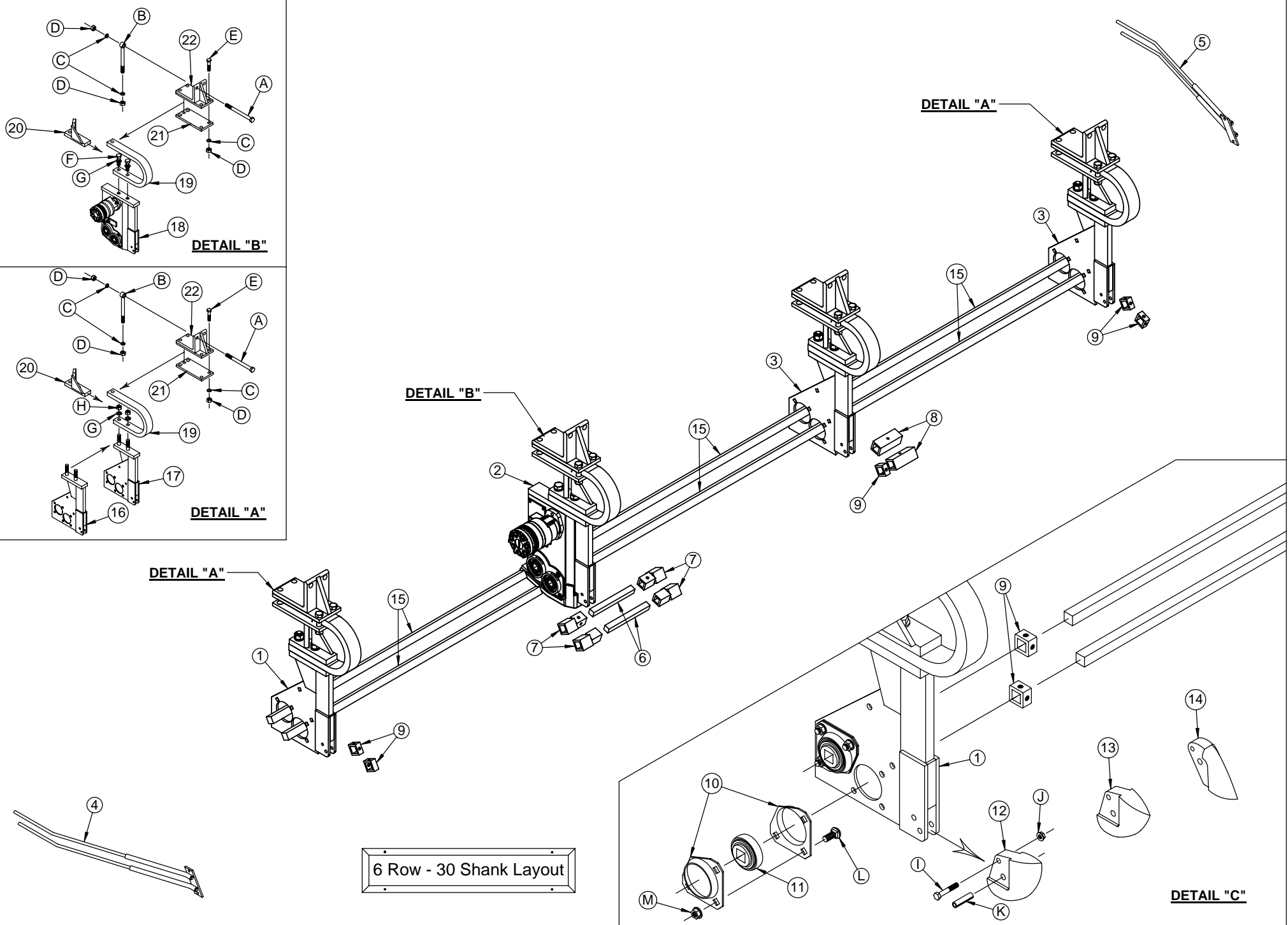
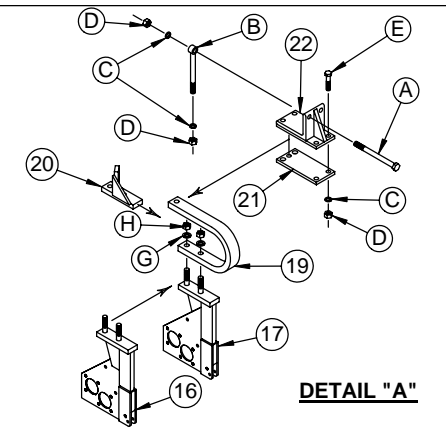
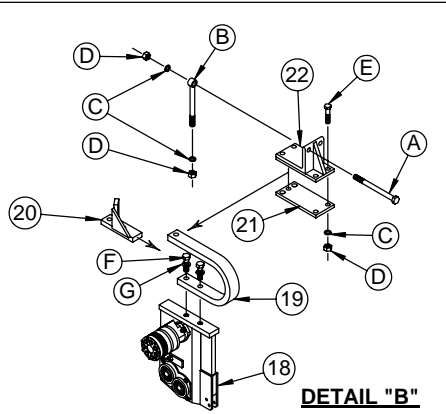
4 Row 30 Cushion Shank Layout (2006-Present)

Parts List

<u>Item No.</u>	<u>Part No.</u>	<u>Qty</u>	<u>Description</u>
1.	901085	1	C-Shank, 2 Hole Complete RH
2.	900540	1	C-Shank Chain Case, Complete Assembly
3.	900539	2	C-Shank, 2 Hole Complete LH
4.	300090	1	Deflector Rod, C-Shank RH
5.	300089	1	Deflector Rod, C-Shank LH
6.	900837	2	Chain Case Key 9 1/2" Long
7.	901436	4	1" to 1 1/4" Lock Coupler w/set screws
8.	103099	2	1 1/4" Cutter Rod Coupler 1 1/4" to 1 1/4"
9.	103098	5	1 1/4" Square Lock Collar
10.	106037-97	6	Flangette, 3-Hole 1 1/4" Square Bearing open housing
11.	102087	6	Bearing, 1 1/4" Square Bore
12.	116023	4	V-Bottom Rock Point
13.	116024		Belly Shank Point
14.	116006		Shear Point
15.	901435-27.5	2	1 1/4" Cutter Rod 27 1/2" long
16.	901435-58.625	2	1 1/4" Cutter Rod 58 5/8" long
17.	901435-29.25	2	1 1/4" Cutter Rod 29.25" long
18.	901084	1	C-Shank, 2 Hole RH Lower Half
19.	900673	2	C-Shank, 2 Hole LH Lower Half
20.	900675	1	C-Shank, Chain Case Complete Lower Half
21.	900615	4	Cushion Bar
22.	900667	4	Cushion Stop Plate
23.	900662	4	C-Shank, Bottom Mounting Plate
24.	900665	4	C-Shank, Mounting Angle Top Plate

Hardware List

<u>Item No.</u>	<u>Part No.</u>	<u>Qty</u>	<u>Description</u>
A.	106009	8	3/4" x 9" NC Hex Bolt Grade 8
B.	118023	8	3/4" x 9" NC Eye Bolt Grade 8
C.		24	3/4" Lock Washer
D.		24	3/4" NC Hex Nut Grade 8
E.		8	3/4" x 3 1/2" NC Hex Bolt Grade 8
F.		2	7/8" x 3 1/2" NC Hex Bolt Grade 8
G.		8	7/8" Lock Washer
H.		6	7/8" NC Hex Nut Grade 8
I.		4	3/8" x 2 1/4" NC Hex Bolt Grade 2
J.		4	3/8" NC Whiz Nut
K.		4	1/2" x 2" Roll Pin
L.		18	1/2" x 1 1/4" NC Carriage Bolt
M.		18	1/2" Whiz Nut



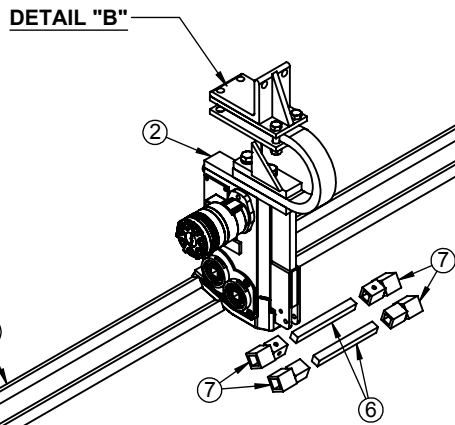
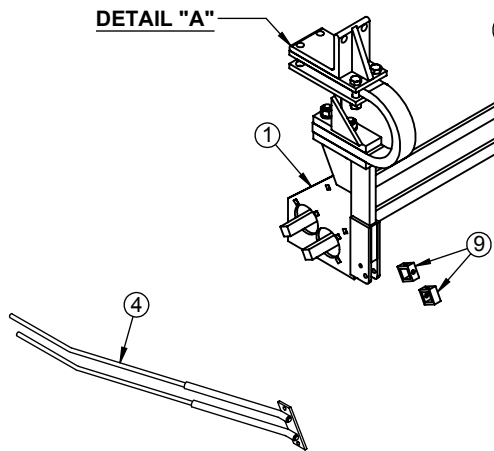
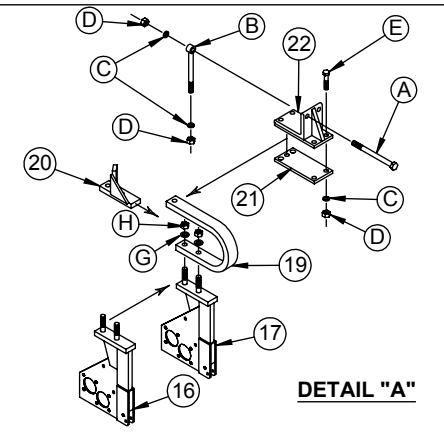
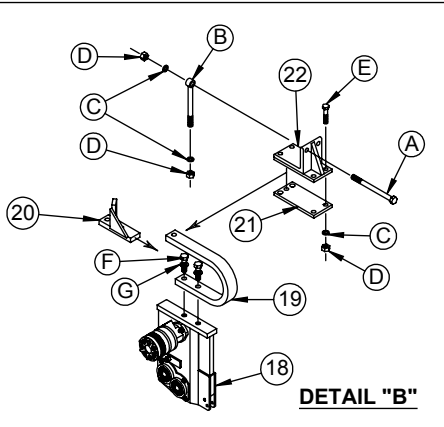
6 Row 30 Cushion Shank Layout (2006-Present)

Parts List

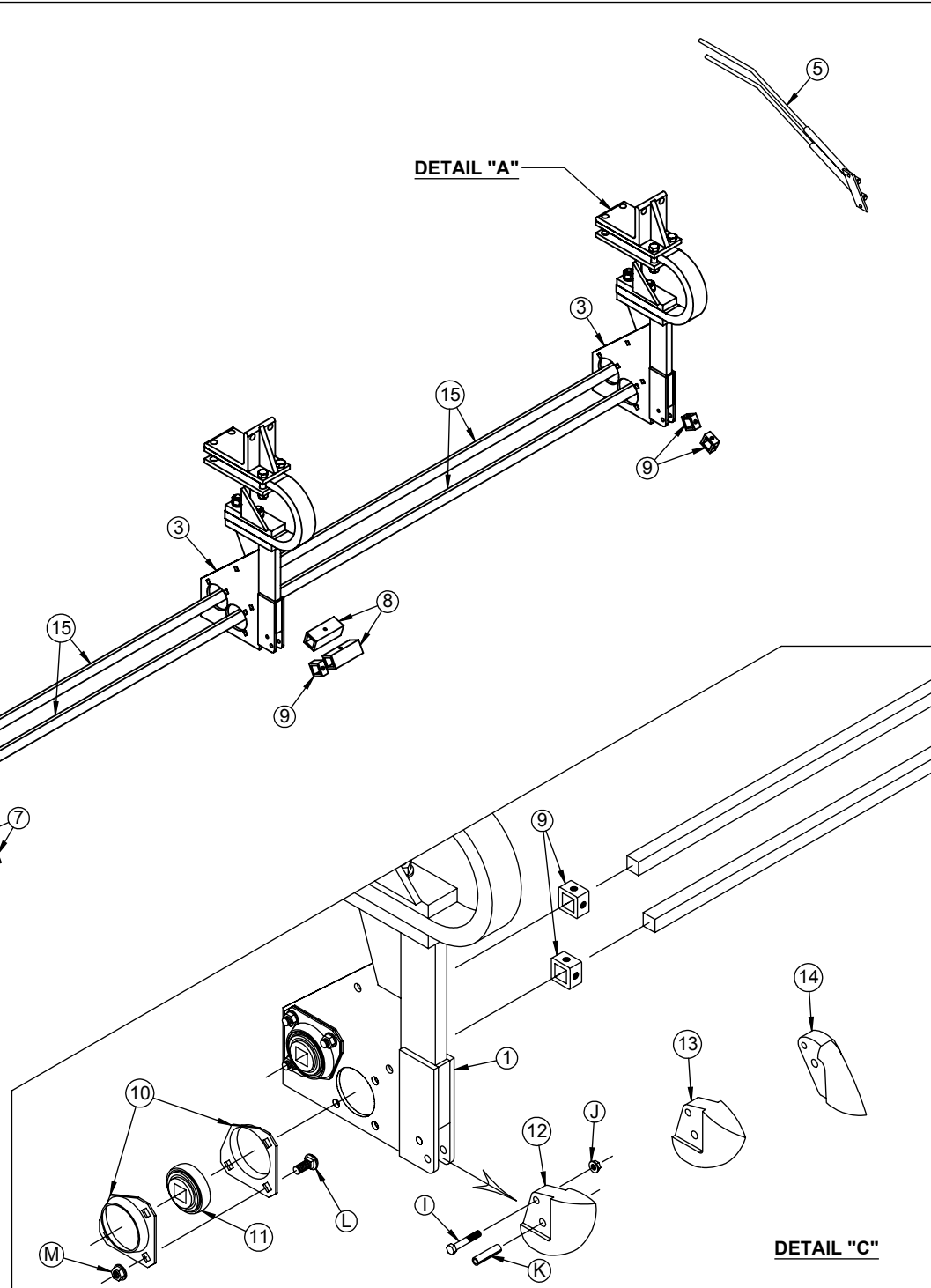
<u>Item No.</u>	<u>Part No.</u>	<u>Qty</u>	<u>Description</u>
1.	901085	1	C-Shank, 2 Hole Complete RH
2.	900540	1	C-Shank Chain Case, Complete Assembly
3.	900539	2	C-Shank, 2 Hole Complete LH
4.	300090	1	Deflector Rod, C-Shank RH
5.	300089	1	Deflector Rod, C-Shank LH
6.	900837	2	Chain Case Key 9 1/2" Long
7.	901436	4	1" to 1 1/4" Lock Coupler w/set screws
8.	103099	2	1 1/4" Cutter Rod Coupler 1 1/4" to 1 1/4"
9.	103098	5	1 1/4" Square Lock Collar
10.	106037-97	6	Flangette, 3-Hole 1 1/4" Square Bearing open housing
11.	102087	6	Bearing, 1 1/4" Square Bore
12.	116023	4	V-Bottom Rock Point
13.	116024		Belly Shank Point
14.	116006		Shear Point
15.	901435-58.625	6	1 1/4" Cutter Rod 58 5/8" long
16.	901084	1	C-Shank, 2 Hole RH Lower Half
17.	900673	2	C-Shank, 2 Hole LH Lower Half
18.	900675	1	C-Shank, Chain Case Complete Lower Half
19.	900615	4	Cushion Bar
20.	900667	4	Cushion Stop Plate
21.	900662	4	C-Shank, Bottom Mounting Plate
22.	900665	4	C-Shank, Mounting Angle Top Plate

Hardware List

<u>Item No.</u>	<u>Part No.</u>	<u>Qty</u>	<u>Description</u>
A.	106009	8	3/4" x 9" NC Hex Bolt Grade 8
B.	118023	8	3/4" x 9" NC Eye Bolt Grade 8
C.		24	3/4" Lock Washer
D.		24	3/4" NC Hex Nut Grade 8
E.		8	3/4" x 3 1/2" NC Hex Bolt Grade 8
F.		2	7/8" x 3 1/2" NC Hex Bolt Grade 8
G.		8	7/8" Lock Washer
H.		6	7/8" NC Hex Nut Grade 8
I.		4	3/8" x 2 1/4" NC Hex Bolt Grade 2
J.		4	3/8" NC Whiz Nut
K.		4	1/2" x 2" Roll Pin
L.		18	1/2" x 1 1/4" NC Carriage Bolt
M.		18	1/2" Whiz Nut



6 Row - 36 Shank Layout



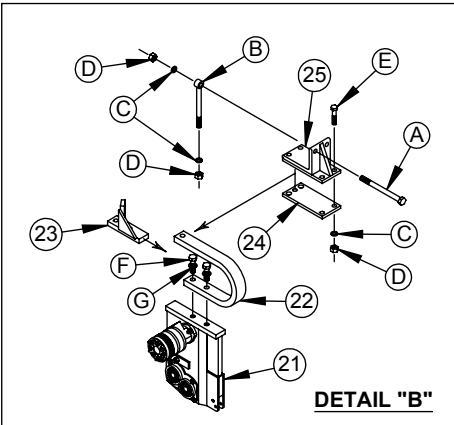
6 Row 36 Cushion Shank Layout (2006-Present)

Parts List

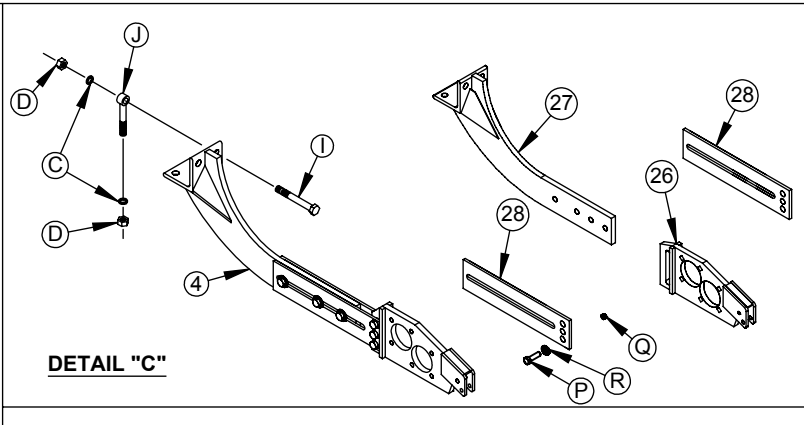
<u>Item No.</u>	<u>Part No.</u>	<u>Qty</u>	<u>Description</u>
1.	901085	1	C-Shank, 2 Hole Complete RH
2.	900540	1	C-Shank Chain Case, Complete Assembly
3.	900539	2	C-Shank, 2 Hole Complete LH
4.	300090	1	Deflector Rod, C-Shank RH
5.	300089	1	Deflector Rod, C-Shank LH
6.	900837	2	Chain Case Key 9 1/2" Long
7.	901436	4	1" to 1 1/4" Lock Coupler w/set screws
8.	103099	2	1 1/4" Cutter Rod Coupler 1 1/4" to 1 1/4"
9.	103098	5	1 1/4" Square Lock Collar
10.	106037-97	6	Flangette, 3-Hole 1 1/4" Square Bearing open housing
11.	102087	6	Bearing, 1 1/4" Square Bore
12.	116023	4	V-Bottom Rock Point
13.	116024		Belly Shank Point
14.	116006		Shear Point
15.	901435-70.625	6	1 1/4" Cutter Rod 70 5/8" long
16.	901084	1	C-Shank, 2 Hole RH Lower Half
17.	900673	2	C-Shank, 2 Hole LH Lower Half
18.	900675	1	C-Shank, Chain Case Complete Lower Half
19.	900615	4	Cushion Bar
20.	900667	4	Cushion Stop Plate
21.	900662	4	C-Shank, Bottom Mounting Plate
22.	900665	4	C-Shank, Mounting Angle Top Plate

Hardware List

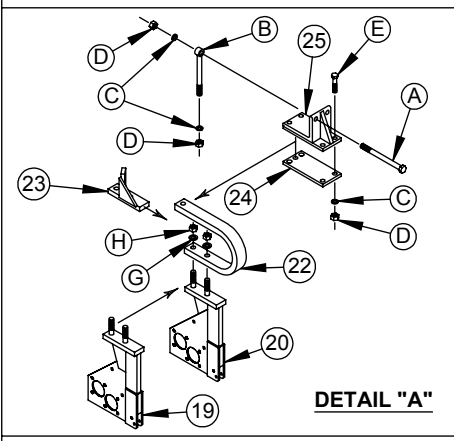
<u>Item No.</u>	<u>Part No.</u>	<u>Qty</u>	<u>Description</u>
A.	106009	8	3/4" x 9" NC Hex Bolt Grade 8
B.	118023	8	3/4" x 9" NC Eye Bolt Grade 8
C.		24	3/4" Lock Washer
D.		24	3/4" NC Hex Nut Grade 8
E.		8	3/4" x 3 1/2" NC Hex Bolt Grade 8
F.		2	7/8" x 3 1/2" NC Hex Bolt Grade 8
G.		8	7/8" Lock Washer
H.		6	7/8" NC Hex Nut Grade 8
I.		4	3/8" x 2 1/4" NC Hex Bolt Grade 2
J.		4	3/8" NC Whiz Nut
K.		4	1/2" x 2" Roll Pin
L.		18	1/2" x 1 1/4" NC Carriage Bolt
M.		18	1/2" Whiz Nut



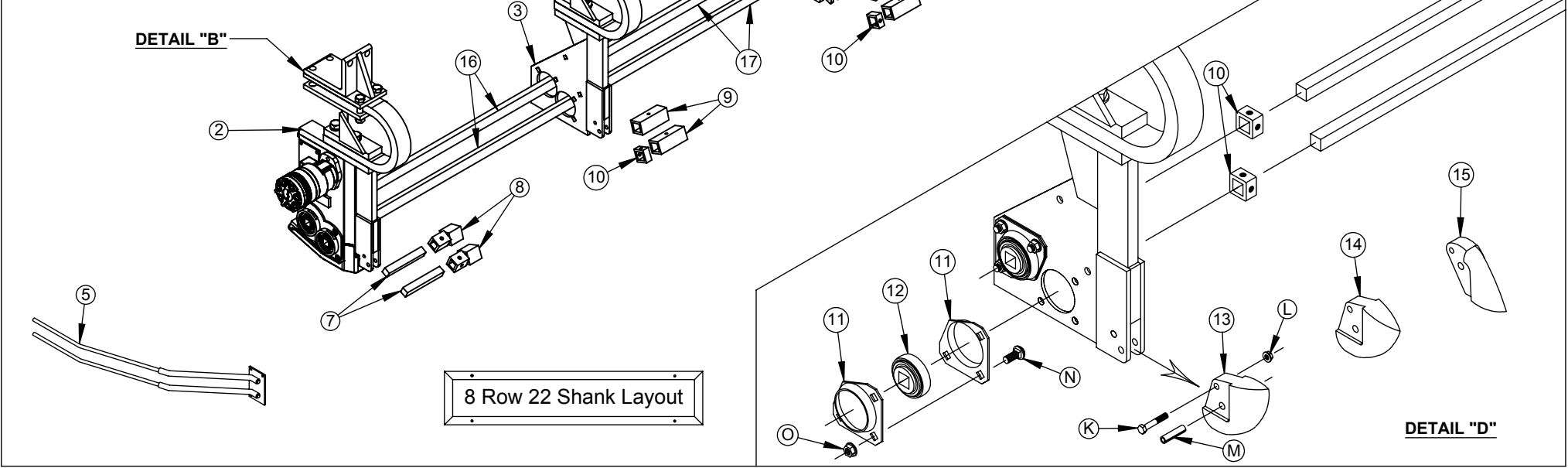
DETAIL "B"



DETAIL "C"



DETAIL "A"



8 Row 22 Shank Layout

DETAIL "D"

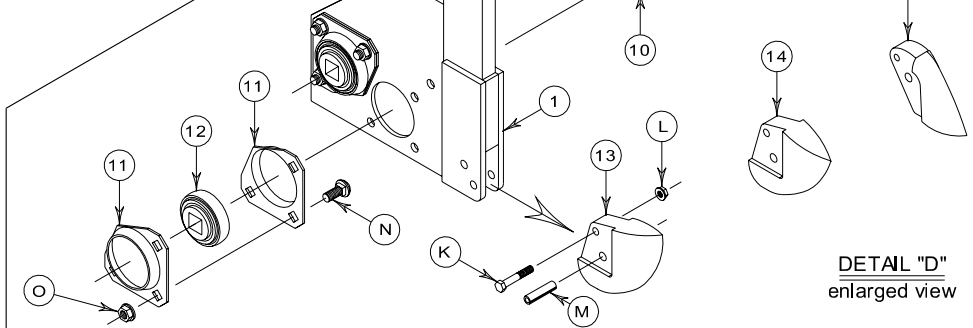
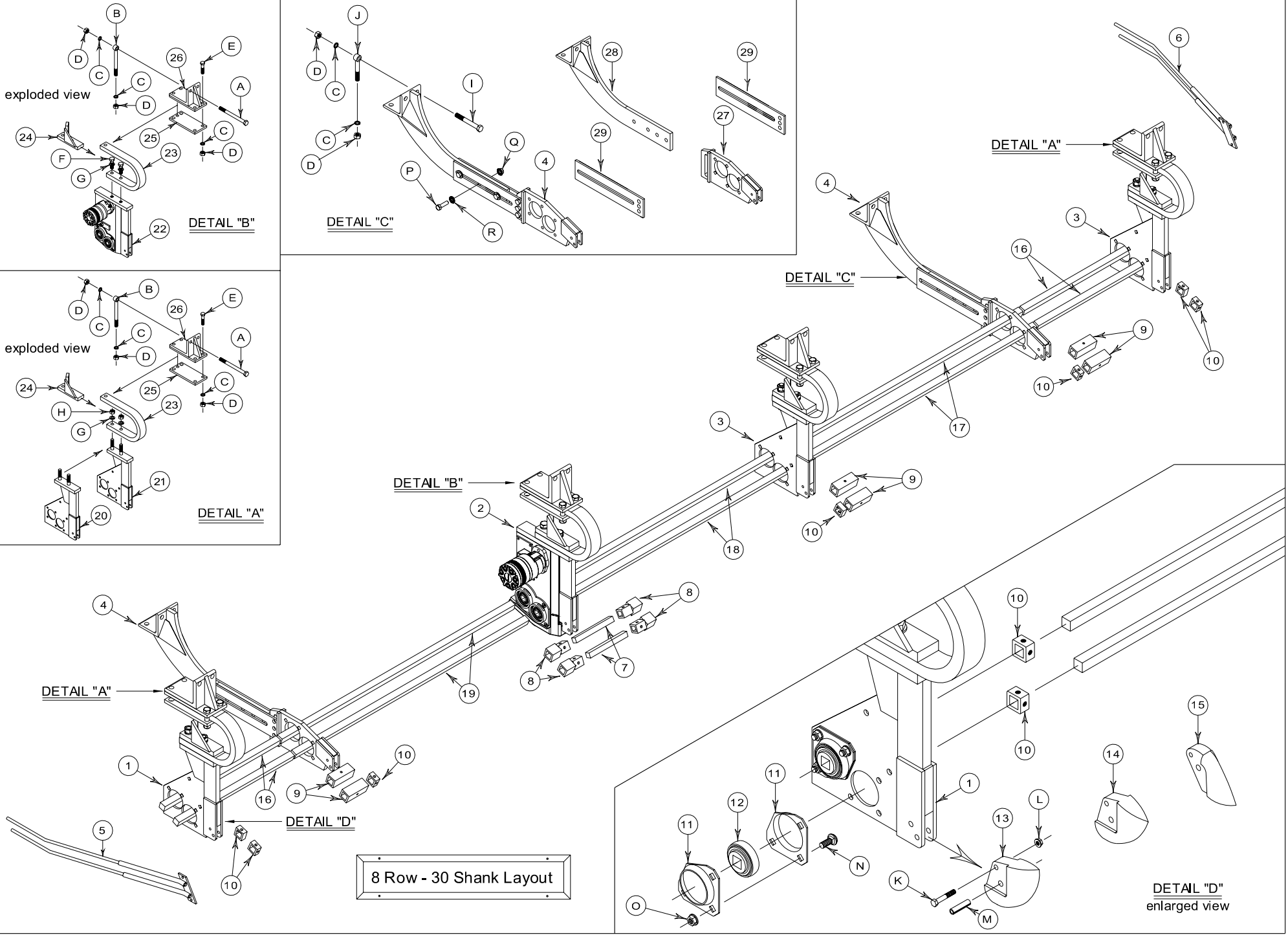
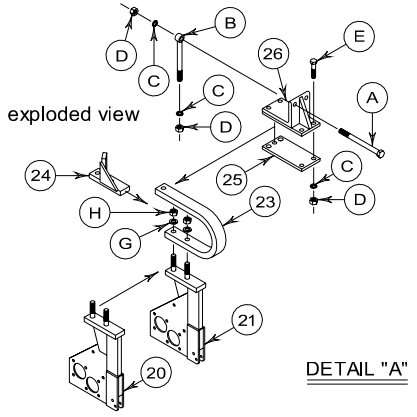
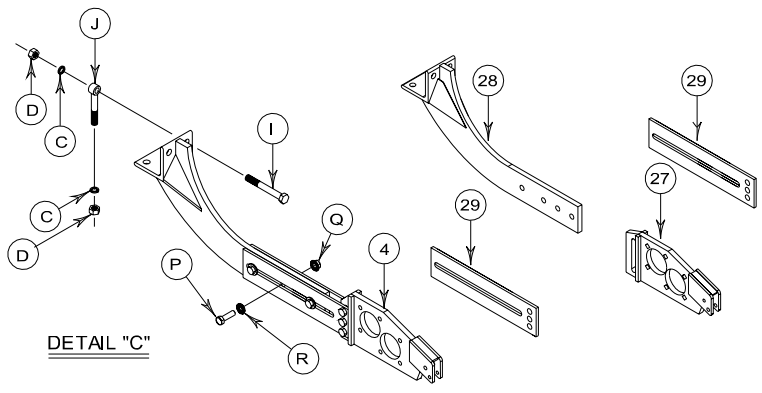
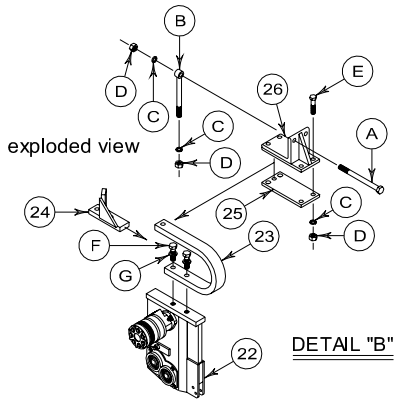
8 Row 22 Cushion Shank Layout (2006-Present)

Parts List

<u>Item No.</u>	<u>Part No.</u>	<u>Qty</u>	<u>Description</u>
1.	901085		C-Shank, 2 Hole Complete RH
2.	900540	1	C-Shank Chain Case, Complete Assembly
3.	900539	3	C-Shank, 2 Hole Complete LH
4.	901195	1	Shank, Rear Pull Belly Complete Assembly
5.	901375	1	Deflector Rod, C-Shank Chain Case RH
6.	300089	1	Deflector Rod, C-Shank LH
7.	900032	2	Chain Case Key 7" Long
8.	901436	2	1" to 1 1/4" Lock Coupler w/set screws
9.	103099	6	1 1/4" Cutter Rod Coupler 1 1/4" to 1 1/4"
10.	103098	5	1 1/4" Square Lock Collar
11.	106037-97	8	Flangette, 3-Hole 1 1/4" Square Bearing open housing
12.	102087	8	Bearing, 1 1/4" Square Bore
13.	116023	4	V-Bottom Rock Point
14.	116024	1	Belly Shank Point
15.	116006		Shear Point
16.	901435-43.125	2	1 1/4" Cutter Rod 43 1/8" long
17.	901435-44	2	1 1/4" Cutter Rod 44" long
18.	901435-43.5	4	1 1/4" Cutter Rod 43 1/4" long
19.	901084		C-Shank, 2 Hole RH Lower Half
20.	900673	3	C-Shank, 2 Hole LH Lower Half
21.	900675	1	C-Shank, Chain Case Complete Lower Half
22.	900615	4	Cushion Bar
23.	900667	4	Cushion Stop Plate
24.	900662	4	C-Shank, Bottom Mounting Plate
25.	900665	4	C-Shank, Mounting Angle Top Plate
26.	901189	1	Shank, Rear Pull Belly Front Tip
27.	901190	1	Shank, Rear Pull Belly Rear Mount
28.	901186	2	Shank, Rear Pull Belly Slide Plates

Hardware List

<u>Item No.</u>	<u>Part No.</u>	<u>Qty</u>	<u>Description</u>
A.	106009	8	3/4" x 9" NC Hex Bolt Grade 8
B.	118023	8	3/4" x 9" NC Eye Bolt Grade 8
C.		28	3/4" Lock Washer
D.		28	3/4" NC Hex Nut Grade 8
E.		8	3/4" x 3 1/2" NC Hex Bolt Grade 8
F.		2	7/8" x 3 1/2" NC Hex Bolt Grade 8
G.		8	7/8" Lock Washer
H.		6	7/8" NC Hex Nut Grade 8
I.		2	3/4" x 5 1/2" NC Hex Bolt Grade 8
J.	118029	2	3/4" x 5" Eye Bolt Grade 8
K.		5	3/8" x 2 1/4" NC Hex Bolt Grade 2
L.		5	3/8" NC Whiz Nut
M.		5	1/2" x 2" Roll Pin
N.		18	1/2" x 1 1/4" NC Carriage Bolt (6 - 1 1/2" for Belly Shank)
O.		24	1/2" Whiz Nut
P.		6	3/4" x 2 1/2" NC Hex Bolt Grade 5
Q.	106029	6	3/4" NC Whiz Nut
R.	106030	6	3/4" Disc Lock Washer



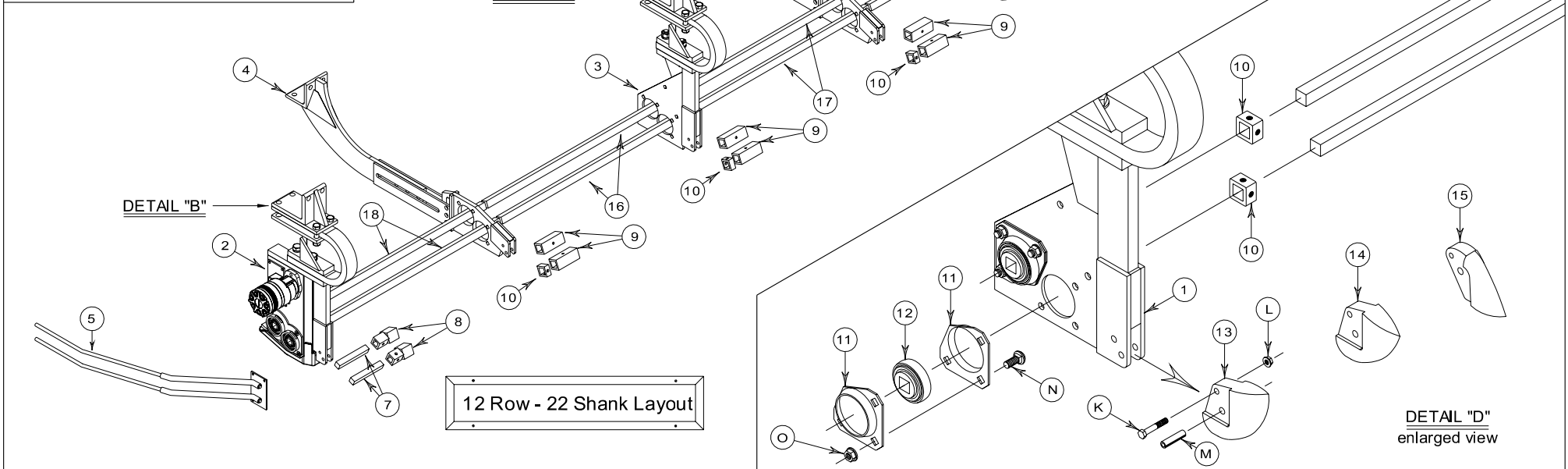
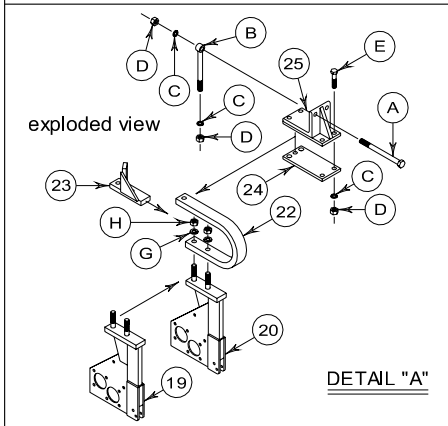
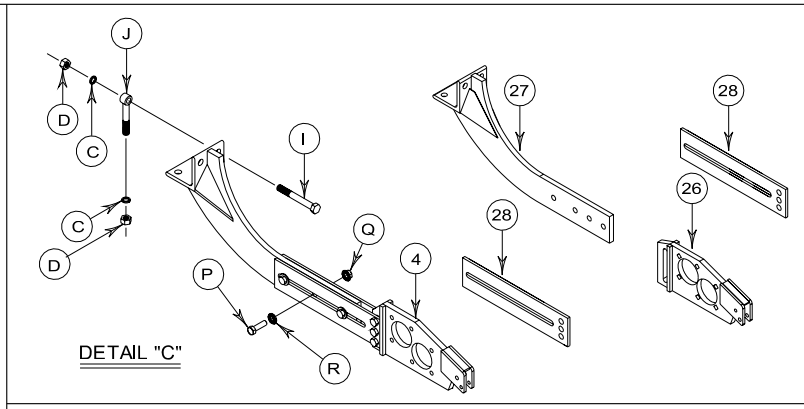
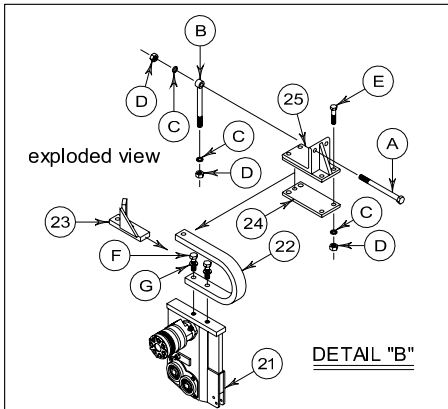
8 Row 30 Cushion Shank Layout (2006-Present)

Parts List

<u>Item No.</u>	<u>Part No.</u>	<u>Qty</u>	<u>Description</u>
1.	901085	1	C-Shank, 2 Hole Complete RH
2.	900540	1	C-Shank Chain Case, Complete Assembly
3.	900539	2	C-Shank, 2 Hole Complete LH
4.	901195	2	Shank, Rear Pull Belly Complete Assembly
5.	300090	1	Deflector Rod, C-Shank RH
6.	300089	1	Deflector Rod, C-Shank LH
7.	900837	2	Chain Case Key 9 1/2" Long
8.	901436	4	1" to 1 1/4" Lock Coupler w/set screws
9.	103099	6	1 1/4" Cutter Rod Coupler 1 1/4" to 1 1/4"
10.	103098	7	1 1/4" Square Lock Collar
11.	106037-97	10	Flangette, 3-Hole 1 1/4" Square Bearing open housing
12.	102087	10	Bearing, 1 1/4" Square Bore
13.	116023	4	V-Bottom Rock Point
14.	116024	2	Belly Shank Point
15.	116006		Shear Point
16.	901435-29.25	4	1 1/4" Cutter Rod 29 1/4" long
17.	901435-60	2	1 1/4" Cutter Rod 60" long
18.	901435-58.625	2	1 1/4" Cutter Rod 58 5/8" long
19.	901435-59	2	1 1/4" Cutter Rod 59" long
20.	901084	1	C-Shank, 2 Hole RH Lower Half
21.	900673	2	C-Shank, 2 Hole LH Lower Half
22.	900675	1	C-Shank, Chain Case Complete Lower Half
23.	900615	4	Cushion Bar
24.	900667	4	Cushion Stop Plate
25.	900662	4	C-Shank, Bottom Mounting Plate
26.	900665	4	C-Shank, Mounting Angle Top Plate

Parts List

<u>Item No.</u>	<u>Part No.</u>	<u>Qty</u>	<u>Description</u>
A.	106009	8	3/4" x 9" NC Hex Bolt Grade 8
B.	118023	8	3/4" x 9" NC Eye Bolt Grade 8
C.		32	3/4" Lock Washer
D.		32	3/4" NC Hex Nut Grade 8
E.		8	3/4" x 3 1/2" NC Hex Bolt Grade 8
F.		2	7/8" x 3 1/2" NC Hex Bolt Grade 8
G.		8	7/8" Lock Washer
H.		6	7/8" NC Hex Nut Grade 8
I.		4	3/4" x 5 1/2" NC Hex Bolt Grade 8
J.	118029	4	3/4" x 5" Eye Bolt Grade 8
K.		6	3/8" x 2 1/4" NC Hex Bolt Grade 2
L.		6	3/8" NC Whiz Nut
M.		6	1/2" x 2" Roll Pin
N.		18	1/2" x 1 1/4" NC Carriage Bolt (1 1/2" for Belly Shanks)
O.		30	1/2" NC Whiz Nut
P.		12	3/4" x 2 1/2" NC Hex Bolt Grade 5
Q.	106029	12	3/4" NC Whiz Nut
R.	106030	12	3/4" Disc Lock Washer



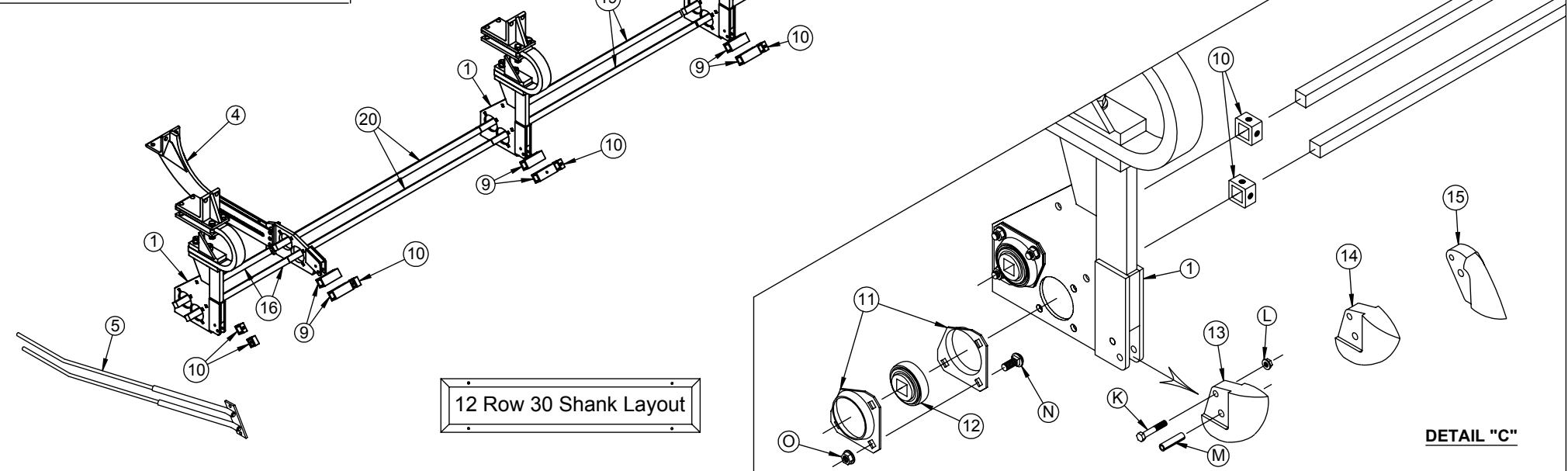
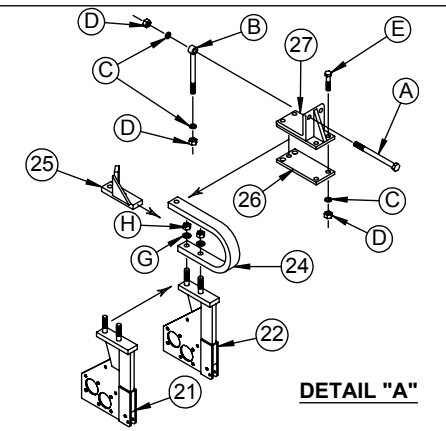
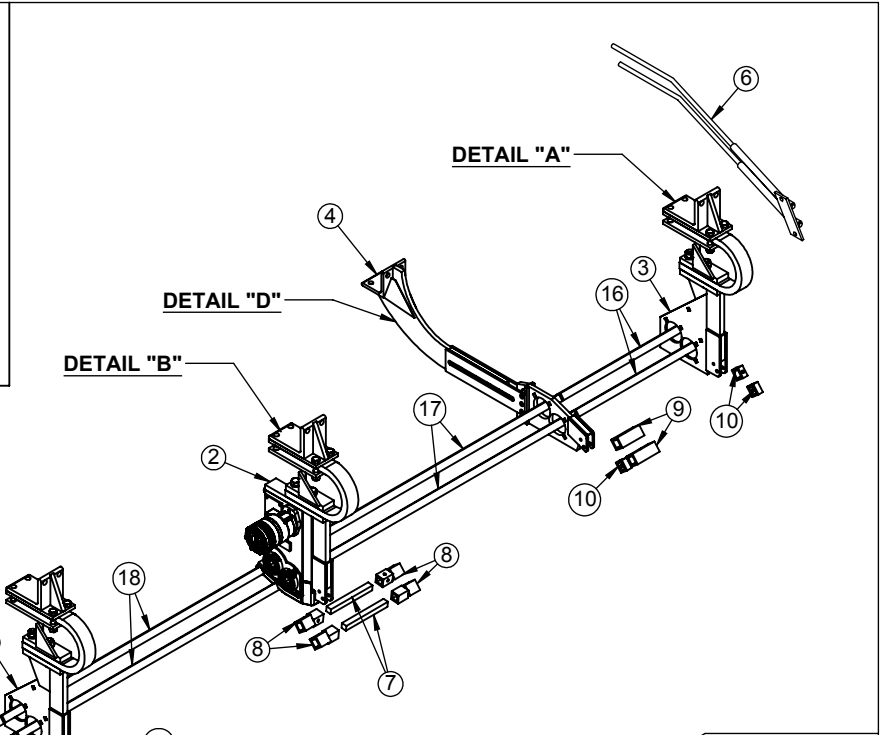
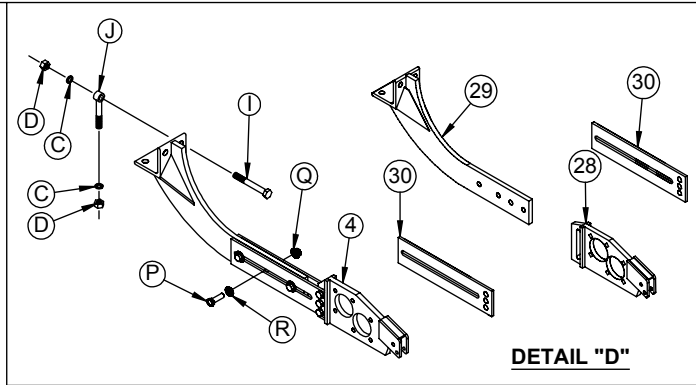
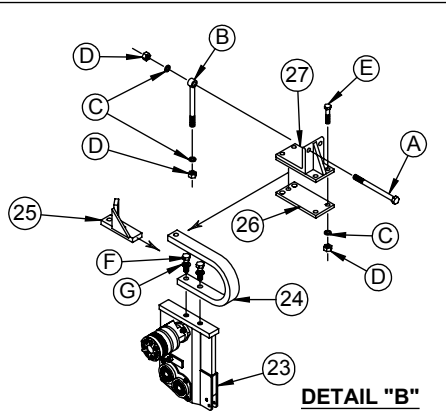
12 Row 22 Cushion Shank Layout (2006-Present)

Parts List

<u>Item No.</u>	<u>Part No.</u>	<u>Qty</u>	<u>Description</u>
1.	901085		C-Shank, 2 Hole Complete RH
2.	900540	1	C-Shank Chain Case, Complete Assembly
3.	900539	3	C-Shank, 2 Hole Complete LH
4.	901195	3	Shank, Rear Pull Belly Complete Assembly
5.	901375	1	Deflector Rod, C-Shank Chain Case RH
6.	300089	1	Deflector Rod, C-Shank LH
7.	900032	2	Chain Case Key 7" Long
8.	901436	2	1" to 1 1/4" Lock Coupler w/set screws
9.	103099	10	1 1/4" Cutter Rod Coupler 1 1/4" to 1 1/4"
10.	103098	7	1 1/4" Square Lock Collar
11.	106037-97	12	Flangette, 3-Hole 1 1/4" Square Bearing open housing
12.	102087	12	Bearing, 1 1/4" Square Bore
13.	116023	4	V-Bottom Rock Point
14.	116024	3	Belly Shank Point
15.	116006		Shear Point
16.	901435-43.25	6	1 1/4" Cutter Rod 43 1/4" long
17.	901435-44	4	1 1/4" Cutter Rod 44" long
18.	901435-43.5	2	1 1/4" Cutter Rod 43 1/2" long
19.	901084		C-Shank, 2 Hole RH Lower Half
20.	900673	3	C-Shank, 2 Hole LH Lower Half
21.	900675	1	C-Shank, Chain Case Complete Lower Half
22.	900615	4	Cushion Bar
23.	900667	4	Cushion Stop Plate
24.	900662	4	C-Shank, Bottom Mounting Plate
25.	900665	4	C-Shank, Mounting Angle Top Plate
26.	901189	3	Shank, Rear Pull Belly Front Tip
27.	901190	3	Shank, Rear Pull Belly Rear Mount
28.	901186	6	Shank, Rear Pull Belly Slide Plates

Hardware List

<u>Item No.</u>	<u>Part No.</u>	<u>Qty</u>	<u>Description</u>
A.	106009	8	3/4" x 9" NC Hex Bolt Grade 8
B.	118023	8	3/4" x 9" NC Eye Bolt Grade 8
C.		36	3/4" Lock Washer
D.		36	3/4" NC Hex Nut Grade 8
E.		8	3/4" x 3 1/2" NC Hex Bolt Grade 8
F.		2	7/8" x 3 1/2" NC Hex Bolt Grade 8
G.		8	7/8" Lock Washer
H.		6	7/8" NC Hex Nut Grade 8
I.		6	3/4" x 5 1/2" NC Hex Bolt Grade 8
J.	118029	6	3/4" x 5" Eye Bolt Grade 8
K.		7	3/8" x 2 1/4" NC Hex Bolt Grade 2
L.		7	3/8" NC Whiz Nut
M.		7	1/2" x 2" Roll Pin
N.		18	1/2" x 1 1/4" NC Carriage Bolt (18 - 1 1/2" for Belly Shanks)
O.		36	1/2" Whiz Nut
P.		18	3/4" x 2 1/2" NC Hex Bolt Grade 5
Q.	106029	18	3/4" NC Whiz Nut
R.	106030	18	3/4" Disc Lock Washer



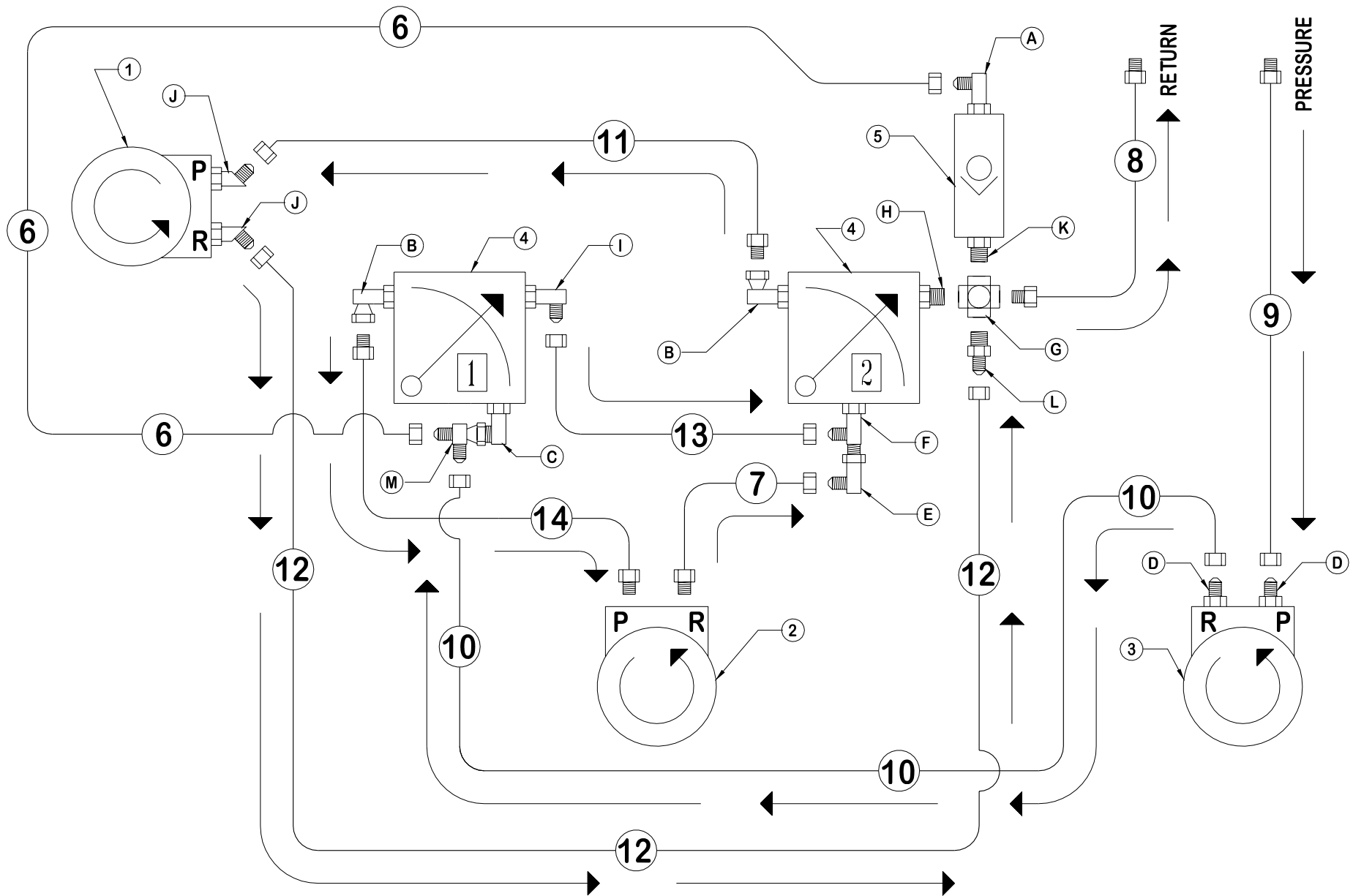
12 Row 30 Cushion Shank Layout (2006-Present)

Parts List

<u>Item No.</u>	<u>Part No.</u>	<u>Qty</u>	<u>Description</u>
1.	901085	4	C-Shank, 2 Hole Complete RH
2.	900540	1	C-Shank Chain Case, Complete Assembly
3.	900539	1	C-Shank, 2 Hole Complete LH
4.	901195	2	Shank, Rear Pull Belly Complete Assembly
5.	300090	1	Deflector Rod, C-Shank RH
6.	300089	1	Deflector Rod, C-Shank LH
7.	900837	2	Chain Case Key 9 1/2" Long
8.	901436	4	1" to 1 1/4" Lock Coupler w/set screws
9.	103099	10	1 1/4" Cutter Rod Coupler 1 1/4" to 1 1/4"
10.	103098	9	1 1/4" Square Lock Collar
11.	106037-97	14pr	Flangette, 3-Hole 1 1/4" Square Bearing open housing
12.	102087	14	Bearing, 1 1/4" Square Bore
13.	116023	6	V-Bottom Rock Point
14.	116024	2	Belly Shank Point
15.	116006		Shear Point
16.	901435-29.25	4	1 1/4" Cutter Rod 29 1/4" long
17.	901435-59	2	1 1/4" Cutter Rod 59" long
18.	901435-58.625	2	1 1/4" Cutter Rod 58 5/8" long
19.	901435-59.625	4	1 1/4" Cutter Rod 59 5/8" long
20.	901435-60	2	1 1/4" Cutter Rod 60" long
21.	901084	4	C-Shank, 2 Hole RH Lower Half
22.	900673	1	C-Shank, 2 Hole LH Lower Half
23.	900675	1	C-Shank, Chain Case Complete Lower Half
24.	900615	6	Cushion Bar
25.	900667	6	Cushion Stop Plate
26.	900662	6	C-Shank, Bottom Mounting Plate
27.	900665	6	C-Shank, Mounting Angle Top Plate
28.	901189	2	Shank, Rear Pull Belly Front Tip
29.	901190	2	Shank, Rear Pull Belly Rear Mount
30.	901186	4	Shank, Rear Pull Belly Slide Plates

Parts List

<u>Item No.</u>	<u>Part No.</u>	<u>Qty</u>	<u>Description</u>
A.	106009	12	3/4" x 9" NC Hex Bolt Grade 8
B.	118023	12	3/4" x 9" NC Eye Bolt Grade 8
C.		44	3/4" Lock Washer
D.		44	3/4" NC Hex Nut Grade 8
E.		12	3/4" x 3 1/2" NC Hex Bolt Grade 8
F.		2	7/8" x 3 1/2" NC Hex Bolt Grade 8
G.		12	7/8" Lock Washer
H.		10	7/8" NC Hex Nut Grade 8
I.		4	3/4" x 5 1/2" NC Hex Bolt Grade 8
J.	118029	4	3/4" x 5" Eye Bolt Grade 8
K.		8	3/8" x 2 1/4" NC Hex Bolt Grade 2
L.		8	3/8" NC Whiz Nut
M.		8	1/2" x 2" Roll Pin
N.		30	1/2" x 1 1/4" NC Carriage Bolt (12 - 1 1/2" for Belly Shanks)
O.		42	1/2" Whiz Nut
P.		12	3/4" x 2 1/2" NC Hex Bolt Grade 5
Q.	106029	12	3/4" NC Whiz Nut
R.	106030	12	3/4" Disc Lock Washer



6 ROW-30 & 8 ROW-22 ONE STEP (REAR PULL)
 C-SHANKS (W/ R.H. END CHAIN CASE) &
 R.H. SEMI-END DUMP TRAY (HYDRAULIC SYSTEMS)

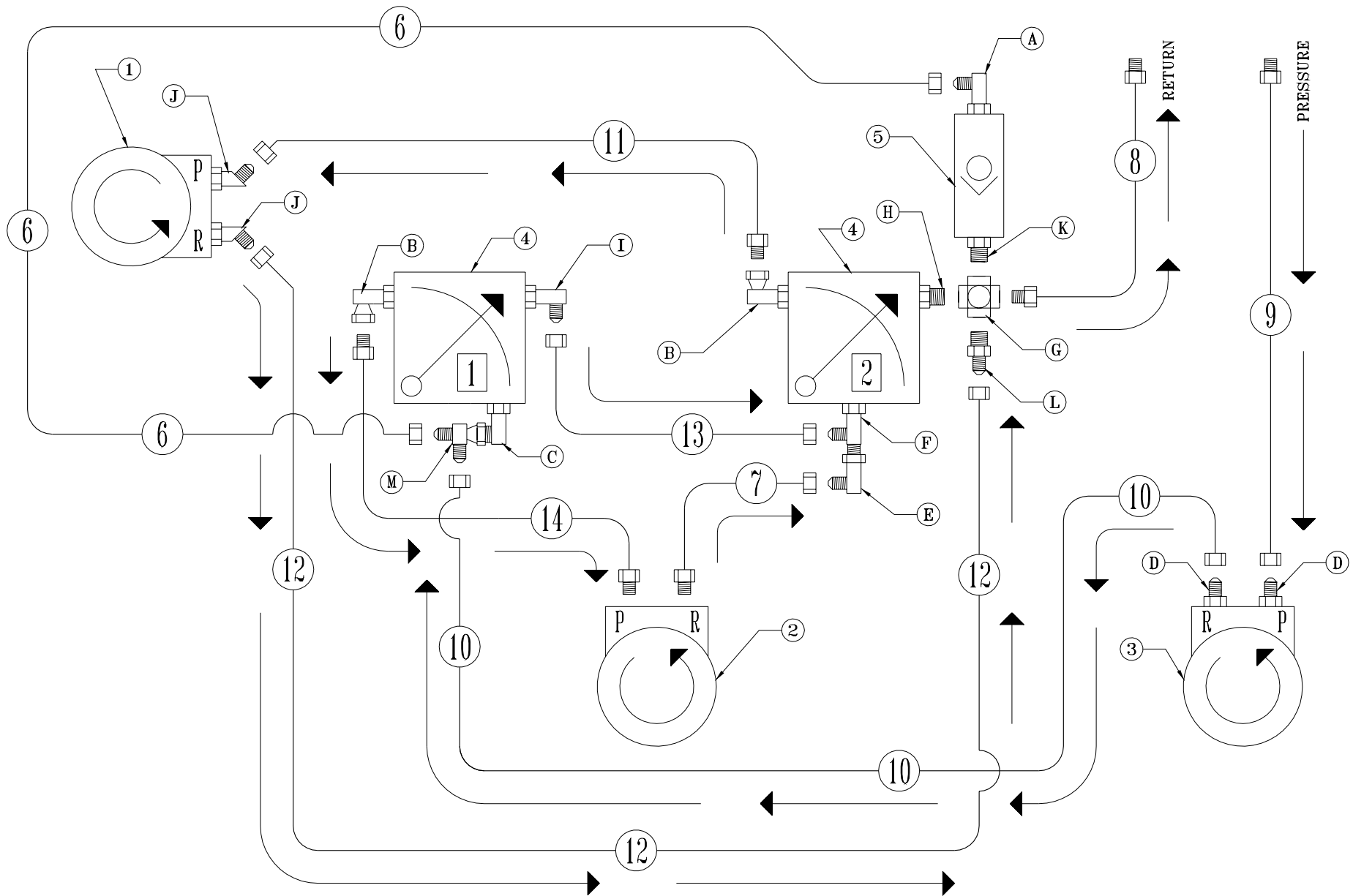
ONE STEP™ 6 Row 30" & 8 Row 22"—(1995–2010) Rear Pull Hydraulic Systems - Cushion Shanks with RH End Chain Case—118" Semi-end Dump Tray

Parts List

<u>Item No.</u>	<u>Part No.</u>	<u>Description</u>
1.	113022	Hydraulic Table Motor
2.	113023	Hydraulic Pickup Head Motor
3.	113027	Hydraulic Chain Case Motor (ME090602CCCA) for machines smaller than 8-30
3a.	113030	Hydraulic Chain Case Motor (ME100602CCCA) for machines 8-30" or larger
4.	122024	Valve, Flow Control (O-Ring Style Porting)
5.	122025	Valve, Check (Restrictor valve, 8-8 O-ring)
6.	108098	Check Valve to Flow Control Hose (Pressure) R208U-608612-02400
7.	108010	Pickup Head Motor Hose (Return/Pressure) R208U-608P10-01700
8.	108071	Tractor Reservoir Hose (Return) R112U-112108-19175
9.	108069	Tractor Pressure Inlet Hose (Pressure) R212U-108672-16800
10.	108070	Chain Case Motor Hose (Return/Pressure) R212U-612672-05000
11.	108020	Table Motor Hose (Pressure) R208U-108608-14300
12.	108023	Table Motor Hose (Return/Pressure) R108U-608608-14600
13.	120004	½" × 90° Steel Line (Pressure) 800
14.	108027	Pickup Head Motor Hose (Pressure) R208U-P10108-02100

Hardware List

<u>Item No.</u>	<u>Part No.</u>	<u>Description</u>
A.	101081	6801-8-8, O-Ring 90°
B.	101090	6901-12-8, O-Ring 90°
C.	101148	6801-12-12, O-Ring 90°
D.	101061	6400-12-10, O-Ring Straight
E.	101117	6500-8-8, Standard 90°
F.	101146	6804-8-12-8, O-Ring Tee
G.	101059	5652-12-12-12-12, Standard Cross
H.	101067	6401-12-12, O-Ring Straight
I.	101080	6801-8-12, O-Ring 90°
J.	101120	6802-8-10, O-Ring 45°
K.	101018	2404-8-12, Standard Straight (with #8, O-Ring)
L.	101018	2404-8-12, Standard Straight (without O-Ring)
M.	101149	6602-12-12-12, Standard Tee



8 ROW-30 ONE STEP (REAR PULL)
 C-SHANKS (W/ CHAIN CASE BEHIND R.R. TIRE) &
 R.H. SEMI-END DUMP TRAY (HYDRAULIC SYSTEMS)

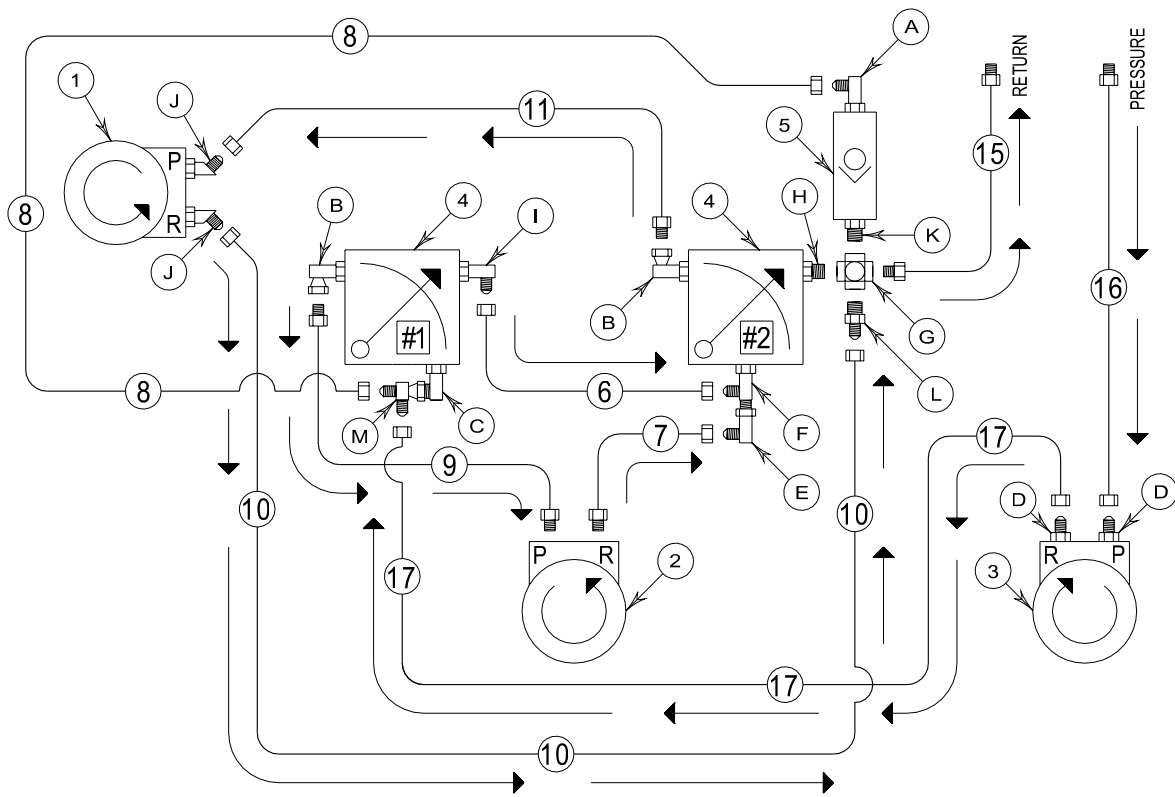
ONE STEP™ 8 Row 30" (1995–2010) Rear Pull Hydraulic Systems—Cushion Shanks—Chain Case Behind Right Rear Tire—178" Semi-end Dump Tray

Parts List

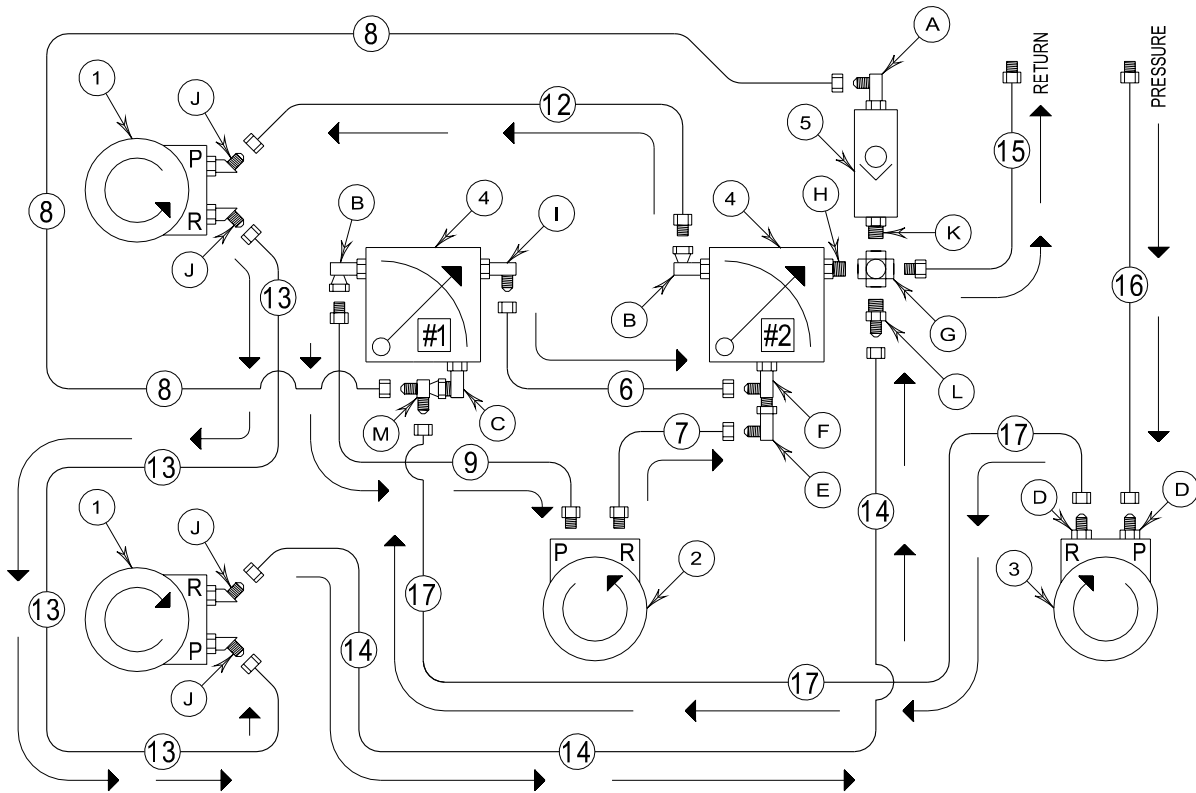
<u>Item No.</u>	<u>Part No.</u>	<u>Description</u>
1.	113022	Hydraulic Table Motor
2.	113023	Hydraulic Pickup Head Motor
3.	113027	Hydraulic Chain Case Motor (ME090602CCCA) for machines smaller than 8-30"
3a.	113030	Hydraulic Chain Case Motor (ME100602CCCA) for machines 8-30" or larger
4.	122024	Valve, Flow Control (O-Ring Style Porting)
5.	122025	Valve, Check (Restrictor valve, 8-8 O-ring)
6.	108098	Check Valve to Flow Control Hose (Pressure) R208U-608612-02400
7.	108010	Pickup Head Motor Hose (Return/Pressure) R208U-608P10-01700
8.	108127	Tractor Reservoir Hose (Return) R112U-112108-22200
9.	108128	Tractor Pressure Inlet Hose (Pressure) R212U-108672-13800
10.	108102	Chain Case Motor Hose (Return/Pressure) R212U-612672-10800
11.	108020	Table Motor Hose (Pressure) R208U-108608-14300
12.	108023	Table Motor Hose (Return/Pressure) R108U-608608-14600
13.	120004	½" × 90° Steel Line (Pressure) 800
14.	108027	Pickup Head Motor Hose (Pressure) R208U-P10108-02100

Hardware List

<u>Item No.</u>	<u>Part No.</u>	<u>Description</u>
A.	101081	6801-8-8, O-Ring 90°
B.	101090	6901-12-8, O-Ring 90°
C.	101148	6801-12-12, O-Ring 90°
D.	101061	6400-12-10, O-Ring Straight
E.	101117	6500-8-8, Standard 90°
F.	101146	6804-8-12-8, O-Ring Tee
G.	101059	5652-12-12-12-12, Standard Cross
H.	101067	6401-12-12, O-Ring Straight
I.	101080	6801-8-12, O-Ring 90°
J.	101120	6802-8-10, O-Ring 45°
K.	101018	2404-8-12, Standard Straight (with #8, O-Ring)
L.	101018	2404-8-12, Standard Straight (without O-Ring)
M.	101149	6602-12-12-12, Standard Tee



6 Row-30 & 8 Row-22 (Rear Pull Hydraulic Systems)
 Cushion Shanks (Chain Case behind R.R. & L.R. tractor tire & R.H. End)
 118" R.H. Semi-end Dump Tray



6 Row-30 & 8 Row-22 (Rear Pull Hydraulic Systems)
 Cushion Shanks (Chain Case behind R.R. & L.R. tractor tire & R.H. End)
 58" R.H. Semi-end Dump Tray

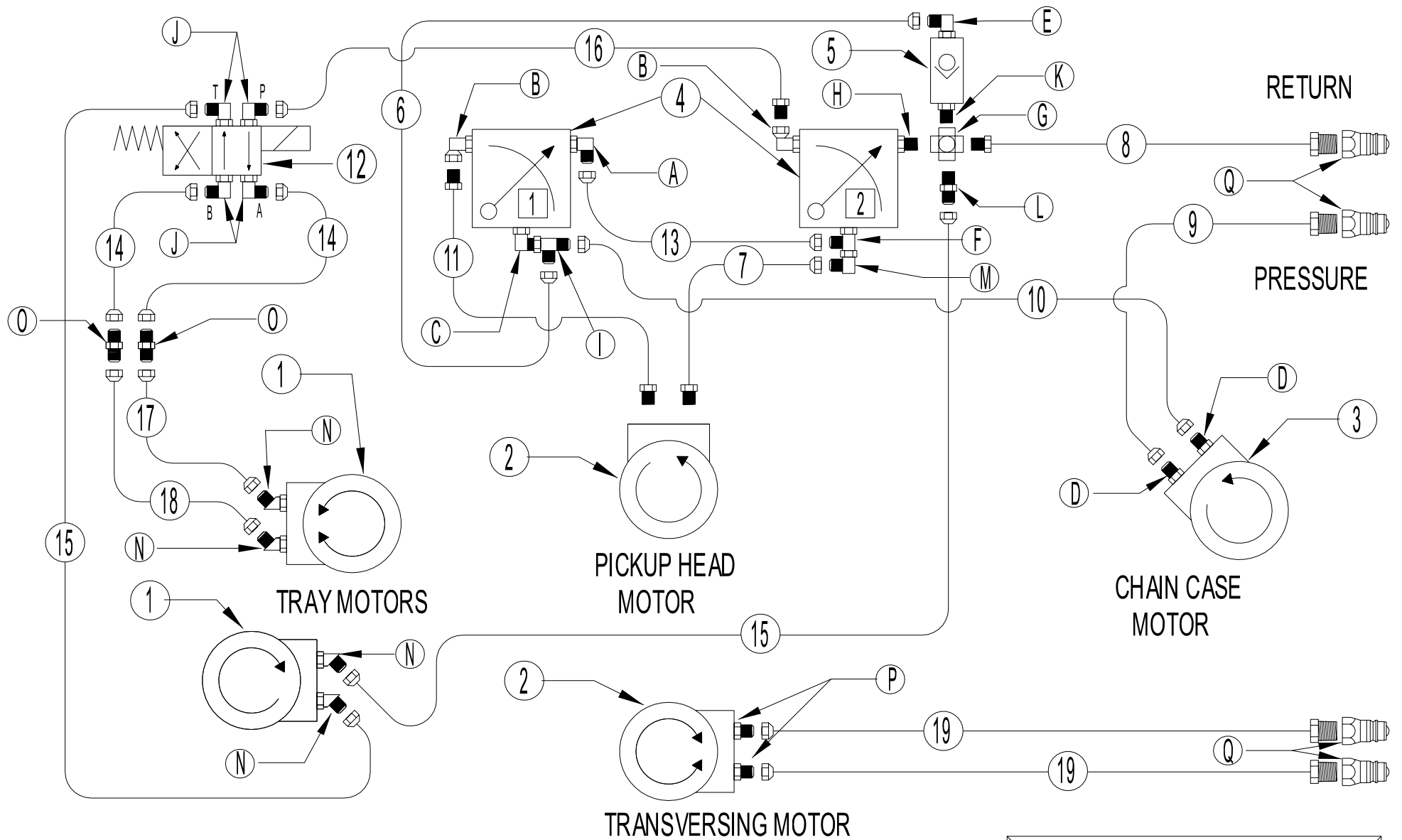
ONE STEP™ 6 Row 30" or 8 Row 22" - Cushion Shanks - Chain Case behind R.R., L.R. Tractor tires & R.H. End – 118" Semi-end Dump & 58" Center Dump (1995-2010)

Parts List

<u>Item No.</u>	<u>Part No.</u>	<u>Description</u>
1.	113022	Hydraulic Table Motor (MG series)
2.	113023	Hydraulic Pickup Head Motor (MF series)
3.	113027	Hyd. Chain Case Motor (ME090602CCCA) for machines smaller than 8-30
3a.	113030	Hyd. Chain Case Motor (ME100602CCCA) for machines 8-30 or larger
4.	122024	Valve, Flow Control (O-Ring Style Porting) (Flow Valve # 1 and # 2)
5.	122025	Valve, Check (Restrictor valve, 8-8 O-ring)
6.	120004	½" × 90° Steel Line (Pressure) 800
7.	108010	Pickup Head Hose (Return) 8M2T-8FJX10MB-01700
8.	108098	Check Valve to Flow Control Hose 8M2T-8FJX12FJX-02400
9.	108027	Pickup Head Hose (Pressure) 8M2T-10MB8MP-02100
10.	108023	Semi-end Tray Hose (Return) 8M2T-8FJX8FJX-14600
11.	108020	Semi-end Tray Hose (Pressure) 8M2T-8MP8FJX-14300
12.	108008	Center Dump Tray Hose (Pressure) 8M2T-8MP8FJX-14450
13.	108004	Center Dump Tray Hose (Return/Pressure) 8M2T-8FJX8FJX-14650
14.	108006	Center Dump Tray Hose (Return) 8M2T-8FJX8FJX-20800
15.	108071	Tractor Reservoir Hose (Return) 12M2T-8MP12MP-19175
16a.	108101	6-30" Chain Case Behind Tire — Inlet Hose 12M2T-8MP12FJX90s-10800
16b.	108069	6-30" & 8-22" with Chain Case R.H. End — Inlet Hose 12M2T-8MP12FJX90s-16800
17a.	108167	6-30" Chain Case Behind L.R. Tire — Outlet Hose 12M2T-12FJX12FJX90s-16800
17b.	108102	6-30" Chain Case Behind R.R. Tire — Outlet Hose 12M2T-12FJX12FJX90s-10800
17c.	108070	6-30" & 8-22" with Chain Case R.H. End — Outlet Hose 12M2T-12FJX12FJX90s-05000

Hardware List

<u>Item No.</u>	<u>Part No.</u>	<u>Description</u>
A.	101081	6801-8-8, O-Ring 90°
B.	101090	6901-12-8, O-Ring 90°
C.	101148	6801-12-12, O-Ring 90°
D.	101061	6400-12-10, O-Ring Straight
E.	101117	6500-8-8, Standard 90°
F.	101146	6804-8-12-8, O-Ring Tee
G.	101059	5652-12-12-12-12, Standard Cross
H.	101067	6401-12-12, O-Ring Straight
I.	101080	6801-8-12, O-Ring 90°
J.	101120	6802-8-10, O-Ring 45°
K.	101018	2404-8-12, Standard Straight (with # 8, O-Ring)
L.	101018	2404-8-12, Standard Straight (without O-Ring)
M.	101149	6602-12-12-12, Standard Tee



6 Row-30 or 8 Row-22 - Cushion Shanks - with
Chain Case behind R.R. or L.R. tractor tires & R.H.
End - 58" Center-Semi End Dump

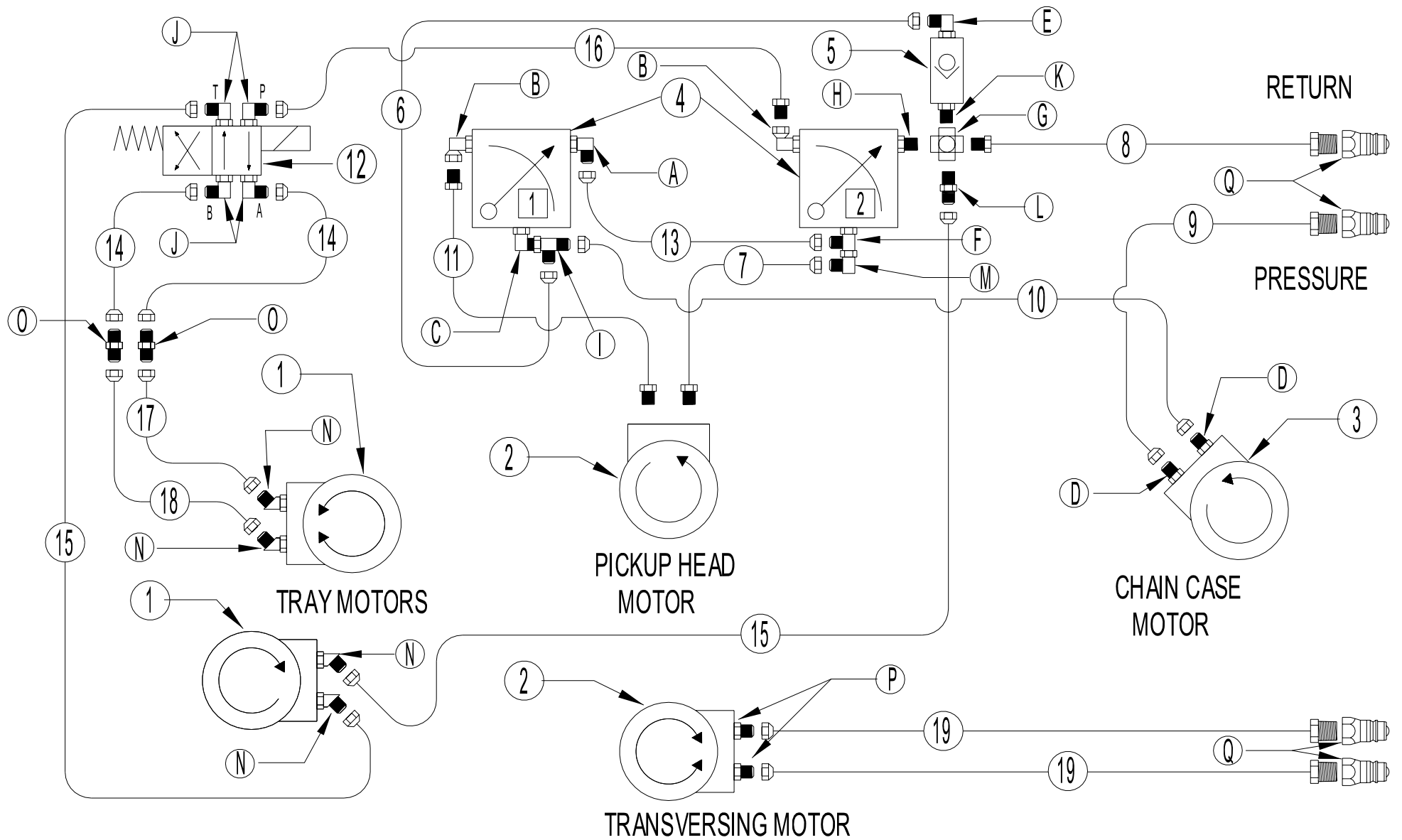
ONE STEP™ 6 Row 30" or 8 Row 22" - Cushion Shanks - Chain Case behind R.R. or L.R. Tractor tires & R.H. End – 58" Center Semi-End Dump (1995-2010)

Parts List

<u>Item No.</u>	<u>Part No.</u>	<u>Description</u>
1.	113022	Hydraulic Table Motor (MG series)
2.	113023	Hydraulic Pickup Head Motor (MF series)
3.	113027	Hyd. Chain Case Motor (ME090602CCCA) for machines smaller than 8-30
3a.	113030	Hyd. Chain Case Motor (ME100602CCCA) for machines 8-30 or larger
4.	122024	Valve, Flow Control (O-Ring Style Porting) (Flow Valve # 1 and # 2)
5.	122025	Valve, Check (Restrictor valve, 8-8 O-ring)
6.	108098	Check Valve to Flow Control Hose 8M2T-8FJX12FJX-02400
7.	108010	Pickup Head Hose (Return) 8M2T-8FJX10MB-01700
8.	108071	Tractor Reservoir Hose (Return) 12M2T-8MP12MP-19175
9a.	108069	6-30" & 8-22" with Chain Case R.H. End (Pressure) 12M2T-8MP12FJX90s-16800
9b.	108101	6-30" Chain Case Behind RR or LR Tire (Pressure) 12M2T-8MP12FJX90s-10800
10a.	108070	6-30" & 8-22" Chain Case R.H. End (Return/Pressure) 12M2T-12FJX 12FJX90s-05000
10b.	108167	6-30" Chain Case Behind L.R. Tire (Return/Pressure) 12M2T-12FJX 12FJX90s-16800
10c.	108102	6-30" Chain Case Behind R.R. Tire (Return/Pressure) 12M2T-12FJX 12FJX90s-10800
11.	108027	Pickup Head Hose (Pressure) 8M2T-10MB8MP-02100
12.	122027	Directional Valve
13.	120004	½" x 90° Steel Line (Pressure) 800
14.	108004	Tray Hose (Return/Pressure) 8M2T-8FJX8FJX-14650 (2 Required)
15.	108006	Tray Hose (Return) 8M2T-8FJX8FJX-20800 (2 Required)
16.	108142	Flow Control to Directional Valve (Pressure) 8M2T-8MP8FJX-02800
17.	108216	Tray Hose (Return/Pressure) 8M2T-8FJX8FJX-08200
18.	108217	Tray Hose (Return/Pressure) 8M2T-8FJX8FJX-08600
19.	108218	Transversing Motor Hose 6M2T-8MP8FJX-32000 (2 Required)

Hardware List

<u>Item No.</u>	<u>Part No.</u>	<u>Description</u>
A.	101080	6801-8-12, O-Ring 90°
B.	101090	6901-12-8, O-Ring 90°
C.	101148	6801-12-12, O-Ring 90°
D.	101061	6400-12-10, O-Ring Straight
E.	101081	6801-8-8, O-Ring 90°
F.	101146	6804-8-12-8, O-Ring Tee
G.	101059	5652-12-12-12-12, Standard Cross
H.	101067	6401-12-12, O-Ring Straight
I.	101149	6602-12-12-12, Standard Tee
J.	101154	6801-8-6, O-Ring 90°
K.	101018	2404-8-12, Standard Straight (with # 8, O-Ring)
L.	101018	2404-8-12, Standard Straight (without O-Ring)
M.	101117	6500-8-8, Standard 90°
N.	101120	6802-8-10, O-Ring 45°
O.	101041	2700-8-8, Bulkhead Straight
P.	101064	6400-8-10, O-Ring Straight
Q.	101160	Male Quick Coupler



8 Row-30 - Cushion Shanks - 6 Shank Layout (4 C's & 2 Belly Shanks)
 Tractor @ 60" & 5 Shank Layout - Tractor @ 120" - Chain Case behind
 R.R. Tractor tire - 88" Center-Semi End Dump

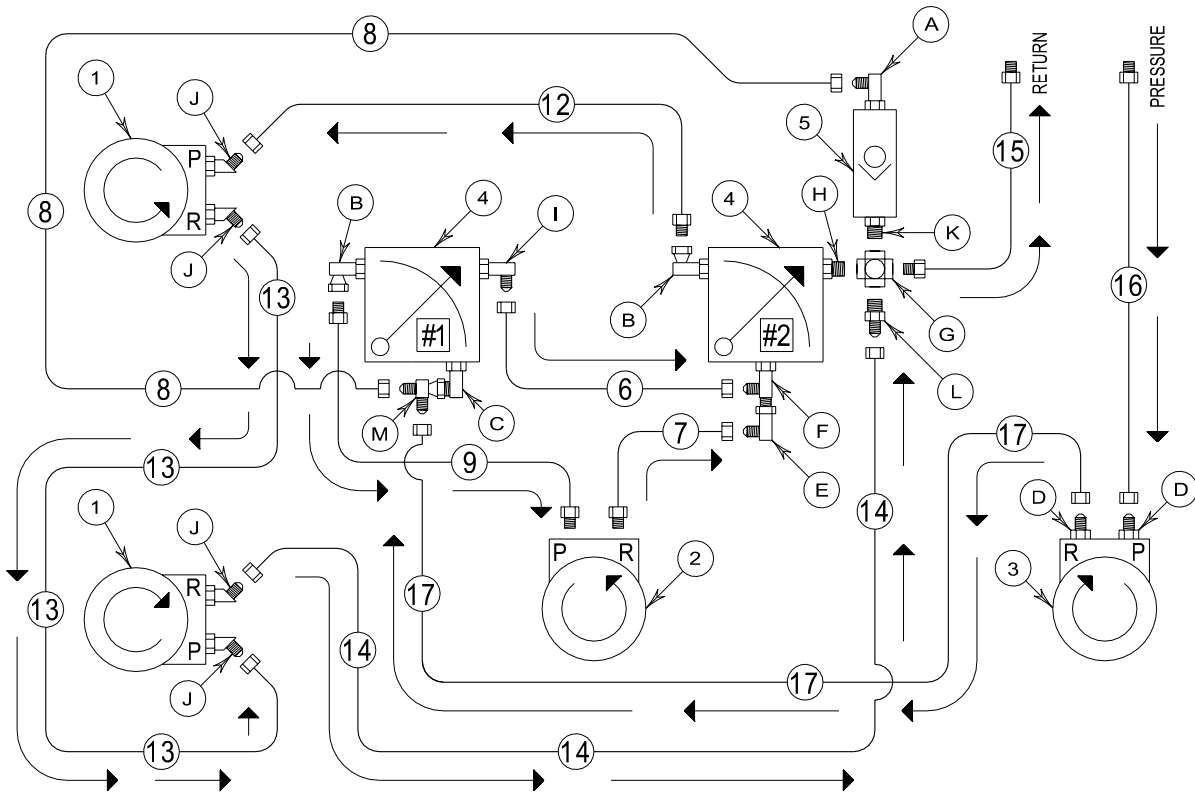
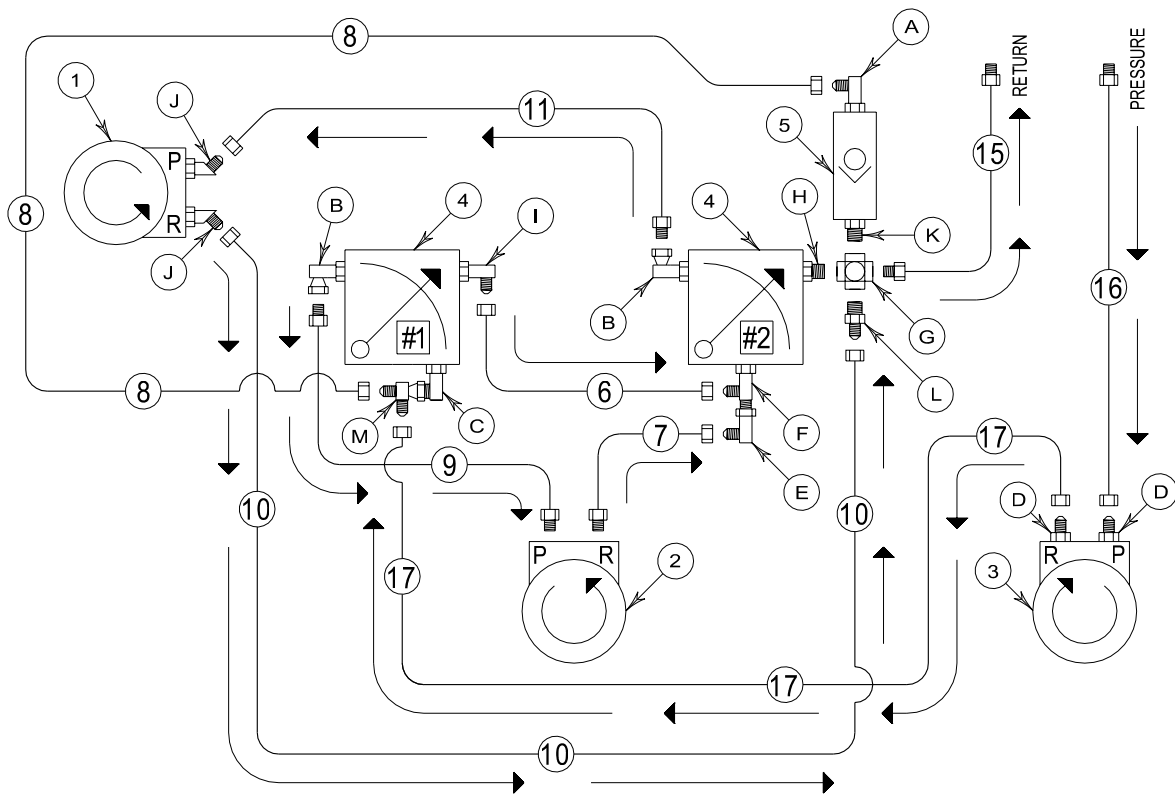
ONE STEP™ 8 Row 30" - Cushion Shanks – 6 Shank Layout (4 C's & 2 Belly Shanks) – Tractor @ 60" & 5 Shank Layout – Tractor @ 120" - Chain Case behind R.R. Tractor tire – 88" Center Semi-End Dump (1995-2010)

Parts List

<u>Item No.</u>	<u>Part No.</u>	<u>Description</u>
1.	113022	Hydraulic Table Motor (MG series)
2.	113023	Hydraulic Pickup Head Motor (MF series)
3.	113027	Hyd. Chain Case Motor (ME090602CCCA) for machines smaller than 8-30
3a.	113030	Hyd. Chain Case Motor (ME100602CCCA) for machines 8-30 or larger
4.	122024	Valve, Flow Control (O-Ring Style Porting) (Flow Valve # 1 and # 2)
5.	122025	Valve, Check (Restrictor valve, 8-8 O-ring)
6.	108098	Check Valve to Flow Control Hose 8M2T-8FJX12FJX-02400
7.	108010	Pickup Head Hose (Return) 8M2T-8FJX10MB-01700
8.	108127	Tractor Reservoir Hose (Return) 12M2T-8MP12MP-22200
9a.	108101	Tractor @ 60" – Chain Case Inlet Hose (Pressure) 12M2T-8MP12FJX90s-10800
9b.	108128	Tractor @ 120" – Chain Case Inlet Hose (Pressure) 12M2T-8MP12FJX90s-13800
10a.	108204	Tractor @ 60"–Chain Case Outlet Hose 12M2T-12FJX12FJX90s-13800
10b.	108102	Tractor @ 120"–Chain Case Outlet Hose 12M2T-12FJX12FJX90s-10800
11.	108027	Pickup Head Hose (Pressure) 8M2T-10MB8MP-02100
12.	122027	Directional Valve
13.	120004	½" × 90° Steel Line (Pressure) 800
14.	108134	Tray Hose (Return/Pressure) 8M2T-8FJX8FJX-17000 (2 Required)
15.	108129	Tray Hose (Return) 8M2T-8FJX8FJX-23800 (2 Required)
16.	108142	Flow Control to Directional Valve (Pressure) 8M2T-8MP8FJX-02800
17.	108216	Tray Hose (Return/Pressure) 8M2T-8FJX8FJX-08200
18.	108217	Tray Hose (Return/Pressure) 8M2T-8FJX8FJX-08600
19.	108123	Transversing Motor Hose 6M2T-8MP8FJX-37200 (2 Required)

Hardware List

<u>Item No.</u>	<u>Part No.</u>	<u>Description</u>
A.	101080	6801-8-12, O-Ring 90°
B.	101090	6901-12-8, O-Ring 90°
C.	101148	6801-12-12, O-Ring 90°
D.	101061	6400-12-10, O-Ring Straight
E.	101081	6801-8-8, O-Ring 90°
F.	101146	6804-8-12-8, O-Ring Tee
G.	101059	5652-12-12-12-12, Standard Cross
H.	101067	6401-12-12, O-Ring Straight
I.	101149	6602-12-12-12, Standard Tee
J.	101154	6801-8-6, O-Ring 90°
K.	101018	2404-8-12, Standard Straight (with # 8, O-Ring)
L.	101018	2404-8-12, Standard Straight (without O-Ring)
M.	101117	6500-8-8, Standard 90°
N.	101120	6802-8-10, O-Ring 45°
O.	101041	2700-8-8, Bulkhead Straight
P.	101064	6400-8-10, O-Ring Straight
Q.	101160	Male Quick Coupler



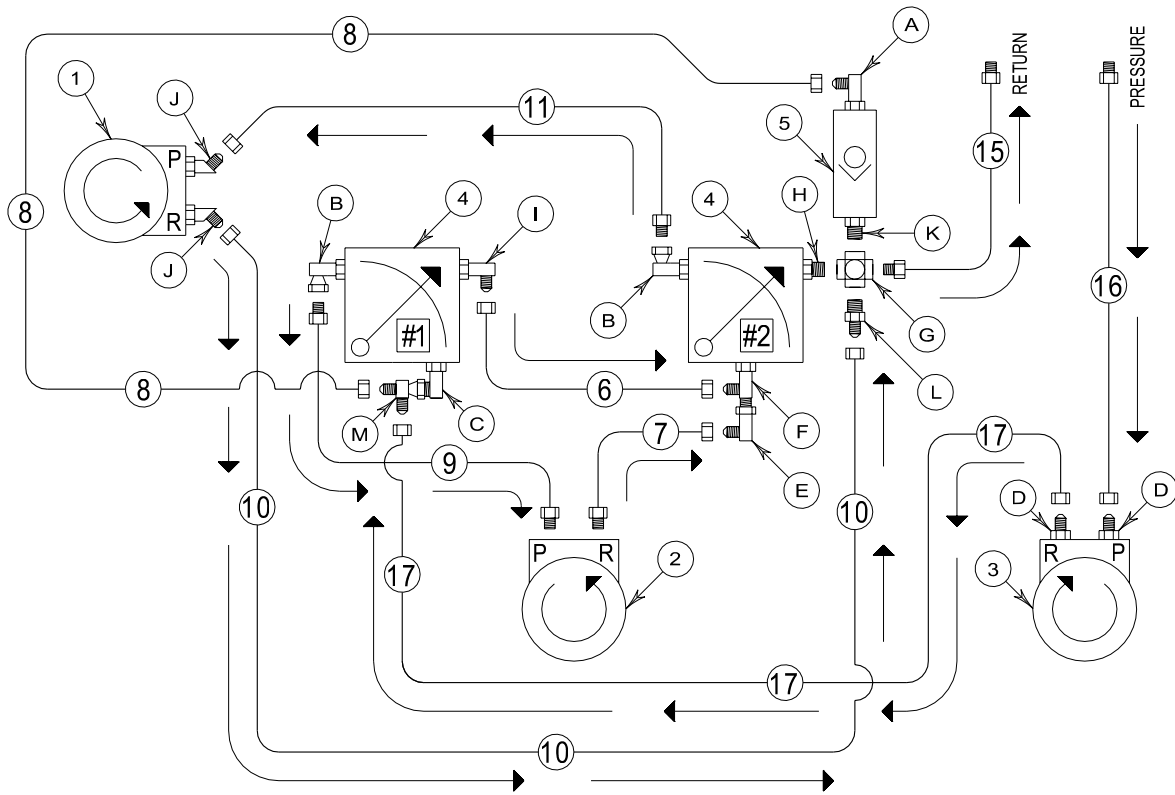
**ONE STEP™ 8 Row 30" – Cushion Shanks – Chain Case behind R.R. Tractor tire
–6 Shank Layout (4 C's & 2 Belly Shanks) – Tractor @ 60" & 5 Shank Layout –
Tractor @ 120" – 178" Semi-end Dump – 88" Center Dump (1995-2010)**

Parts List

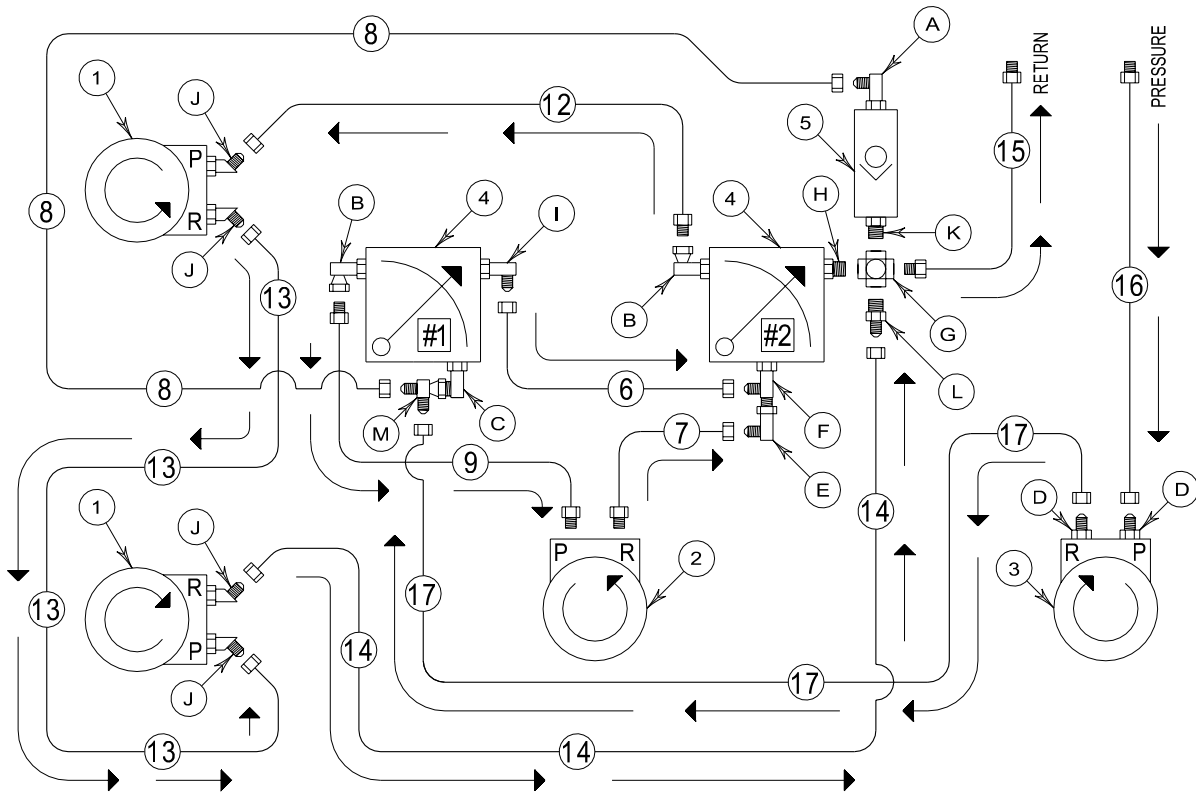
<u>Item No.</u>	<u>Part No.</u>	<u>Description</u>
1.	113022	Hydraulic Table Motor (MG series)
2.	113023	Hydraulic Pickup Head Motor (MF series)
3.	113027	Hyd. Chain Case Motor (ME090602CCCA) for machines smaller than 8-30
3a.	113030	Hyd. Chain Case Motor (ME100602CCCA) for machines 8-30 or larger
4.	122024	Valve, Flow Control (O-Ring Style Porting) (Flow Valve # 1 and # 2)
5.	122025	Valve, Check (Restrictor valve, 8-8 O-ring)
6.	120004	½" × 90° Steel Line (Pressure) 800
7.	108010	Pickup Head Hose (Return) 8M2T-8FJX10MB-01700
8.	108098	Check Valve to Flow Control Hose 8M2T-8FJX12FJX-02400
9.	108027	Pickup Head Hose (Pressure) 8M2T-10MB8MP-02100
10.	108023	Semi-end Tray Hose (Return) 8M2T-8FJX8FJX-14600
11.	108020	Semi-end Tray Hose (Pressure) 8M2T-8MP8FJX-14300
12.	108130	Center Dump Tray Hose (Pressure) 8M2T-8MP8FJX-17400
13.	108004	Center Dump Tray Hose (Return/Pressure) 8M2T-8FJX8FJX-14650
14.	108129	Center Dump Tray Hose (Return) 8M2T-8FJX8FJX-23800
15.	108127	Tractor Reservoir Hose (Return) 12M2T-8MP12MP-22200
16a.	108101	Tractor @ 60" – Chain Case Inlet Hose (Pressure) 12M2T-8MP12FJX90s-10800
16b.	108128	Tractor @ 120" – Chain Case Inlet Hose (Pressure) 12M2T-8MP12FJX90s-13800
17a.	108204	Tractor @ 60" – Chain Case Outlet Hose 12M2T-12FJX12FJX90s-13800
17b.	108102	Tractor @ 120" – Chain Case Outlet Hose 12M2T-12FJX12FJX90s-10800

Hardware List

<u>Item No.</u>	<u>Part No.</u>	<u>Description</u>
A.	101081	6801-8-8, O-Ring 90°
B.	101090	6901-12-8, O-Ring 90°
C.	101148	6801-12-12, O-Ring 90°
D.	101061	6400-12-10, O-Ring Straight
E.	101117	6500-8-8, Standard 90°
F.	101146	6804-8-12-8, O-Ring Tee
G.	101059	5652-12-12-12-12, Standard Cross
H.	101067	6401-12-12, O-Ring Straight
I.	101080	6801-8-12, O-Ring 90°
J.	101120	6802-8-10, O-Ring 45°
K.	101018	2404-8-12, Standard Straight (with # 8, O-Ring)
L.	101018	2404-8-12, Standard Straight (without O-Ring)
M.	101149	6602-12-12-12, Standard Tee



12 Row-22 - Cushion Shanks - Chain Case R.H. End -
178" Semi-end Dump Tray



12 Row-22 - Cushion Shanks - Chain Case R.H. End -
88" Center Dump - 118" & 76" Offset Center Dump -
178" & 14" Offset Center Dump Trays

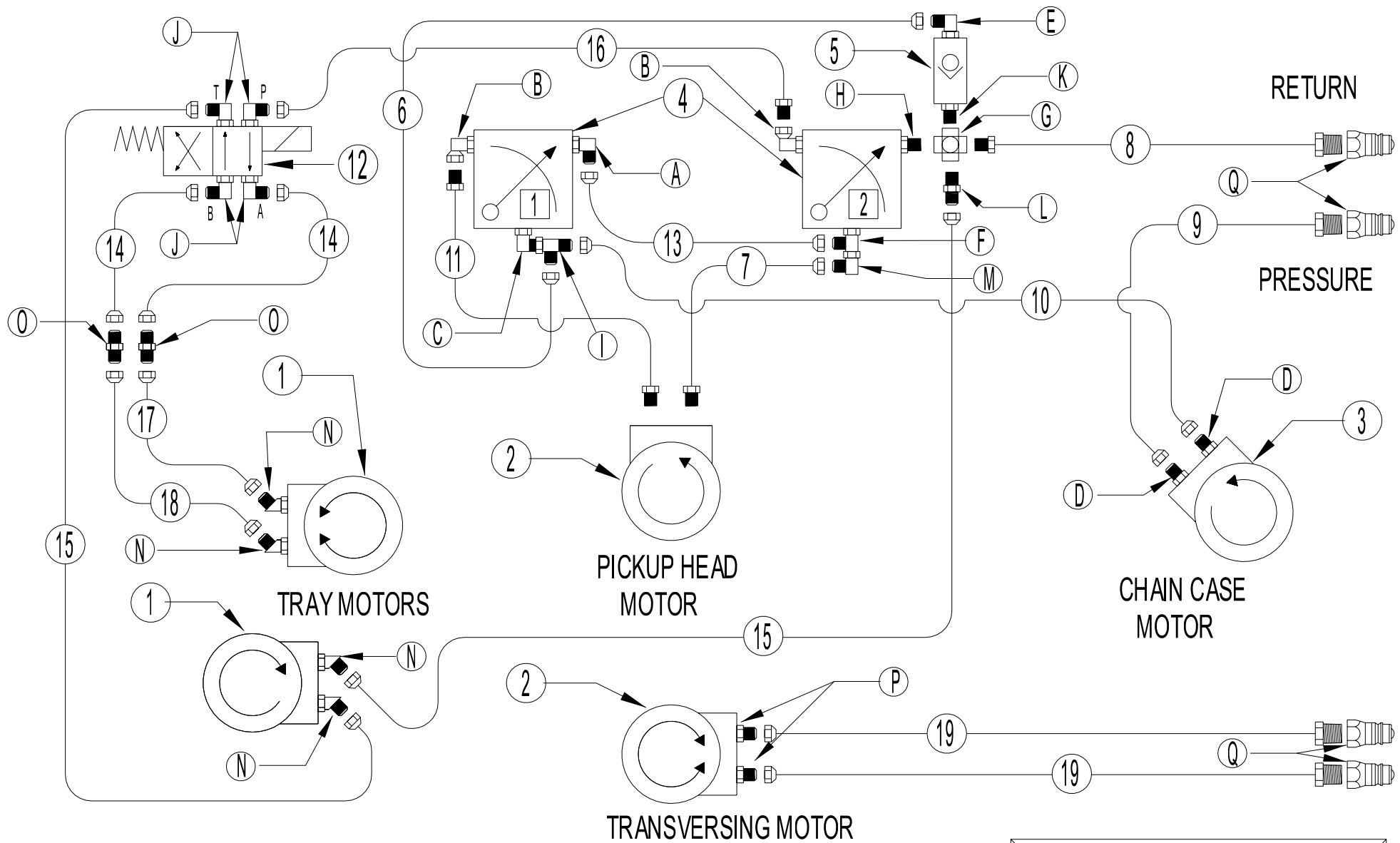
**ONE STEP™ 12 Row 22" – Cushion Shanks – Chain Case R.H End – 178"
Semi-End Dump, 88" Center Dump, 118" – 76" Offset Center Dump -
178" – 14" Offset Center Dump (1995-2010)**

Parts List

<u>Item No.</u>	<u>Part No.</u>	<u>Description</u>
1.	113022	Hydraulic Table Motor (MG series)
2.	113023	Hydraulic Pickup Head Motor (MF series)
3.	113027	Hyd. Chain Case Motor (ME090602CCCA) for machines smaller than 8-30
3a.	113030	Hyd. Chain Case Motor (ME100602CCCA) for machines 8-30 or larger
4.	122024	Valve, Flow Control (O-Ring Style Porting) (Flow Valve # 1 and # 2)
5.	122025	Valve, Check (Restrictor valve, 8-8 O-ring)
6.	120004	½" × 90° Steel Line (Pressure) 800
7.	108010	Pickup Head Hose (Return) 8M2T-8FJX10MB-01700
8.	108098	Check Valve to Flow Control Hose 8M2T-8FJX12FJX-02400
9.	108027	Pickup Head Hose (Pressure) 8M2T-10MB8MP-02100
10.	108134	Semi-end Tray Hose (Return) 8M2T-8FJX8FJX-17000
11.	108133	Semi-end Tray Hose (Pressure) 8M2T-8MP8FJX-16700
12a.	108130	88" Center Dump Tray Hose (Pressure) 8M2T-8MP8FJX-17400
12b.	108209	118"- 76" Offset Center Dump Tray Hose (Pressure) 8M2T-8MP8FJX-15600
12c.	108230	178"- 14" Offset Center Dump Tray Hose (Pressure) 8M2T-8MP8FJX-11000
13a.	108134	88" Center Dump Tray Hose (Return/Pressure) 8M2T-8FJX8FJX-17000
13b.	108210	118"- 76" Offset Center Dump Tray (Return/Pressure) 8M2T-8FJX8FJX-15200
13c.	108210	178"- 14" Offset Center Dump Tray (Return/Pressure) 8M2T-8FJX8FJX-15200
14a.	108132	88" Center Dump Tray Hose (Return) 8M2T-8FJX8FJX-26200
14b.	108208	118"- 76" Offset Center dump Tray Hose (Return) 8M2T-8FJX8FJX-23200
14c.	108134	178"- 14" Offset Center dump Tray Hose (Return) 8M2T-8FJX8FJX-17000
15.	108205	Tractor Reservoir Hose (Return) 12M2T-8MP12MP-23600
16.	108206	Chain Case Inlet Hose (Pressure) 12M2T-8MP12FJX90s-21000
17.	108070	Chain Case Outlet Hose (Return/Pressure) 12M2T-12FJX12FJX90s-05000

Hardware List

<u>Item No.</u>	<u>Part No.</u>	<u>Description</u>
A.	101081	6801-8-8, O-Ring 90°
B.	101090	6901-12-8, O-Ring 90°
C.	101148	6801-12-12, O-Ring 90°
D.	101061	6400-12-10, O-Ring Straight
E.	101117	6500-8-8, Standard 90°
F.	101146	6804-8-12-8, O-Ring Tee
G.	101059	5652-12-12-12-12, Standard Cross
H.	101067	6401-12-12, O-Ring Straight
I.	101080	6801-8-12, O-Ring 90°
J.	101120	6802-8-10, O-Ring 45°
K.	101018	2404-8-12, Standard Straight (with # 8, O-Ring)
L.	101018	2404-8-12, Standard Straight (without O-Ring)
M.	101149	6602-12-12-12, Standard Tee



12 Row-22 - Cushion Shanks - R.H. End Chain Case -
 88" Center-Semi End Dump - 76" & 118" Offset Center
 Semi End Dump Trays

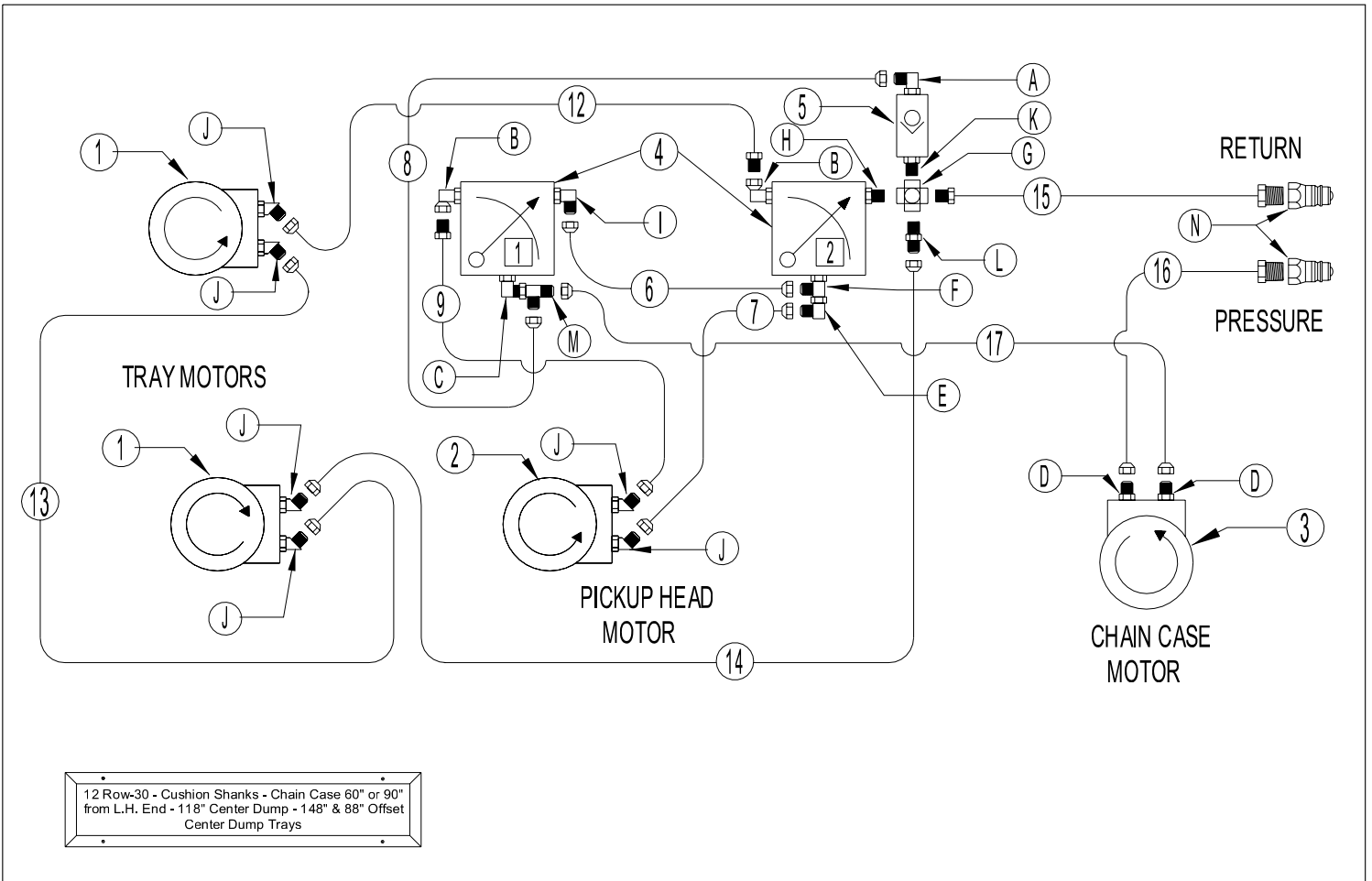
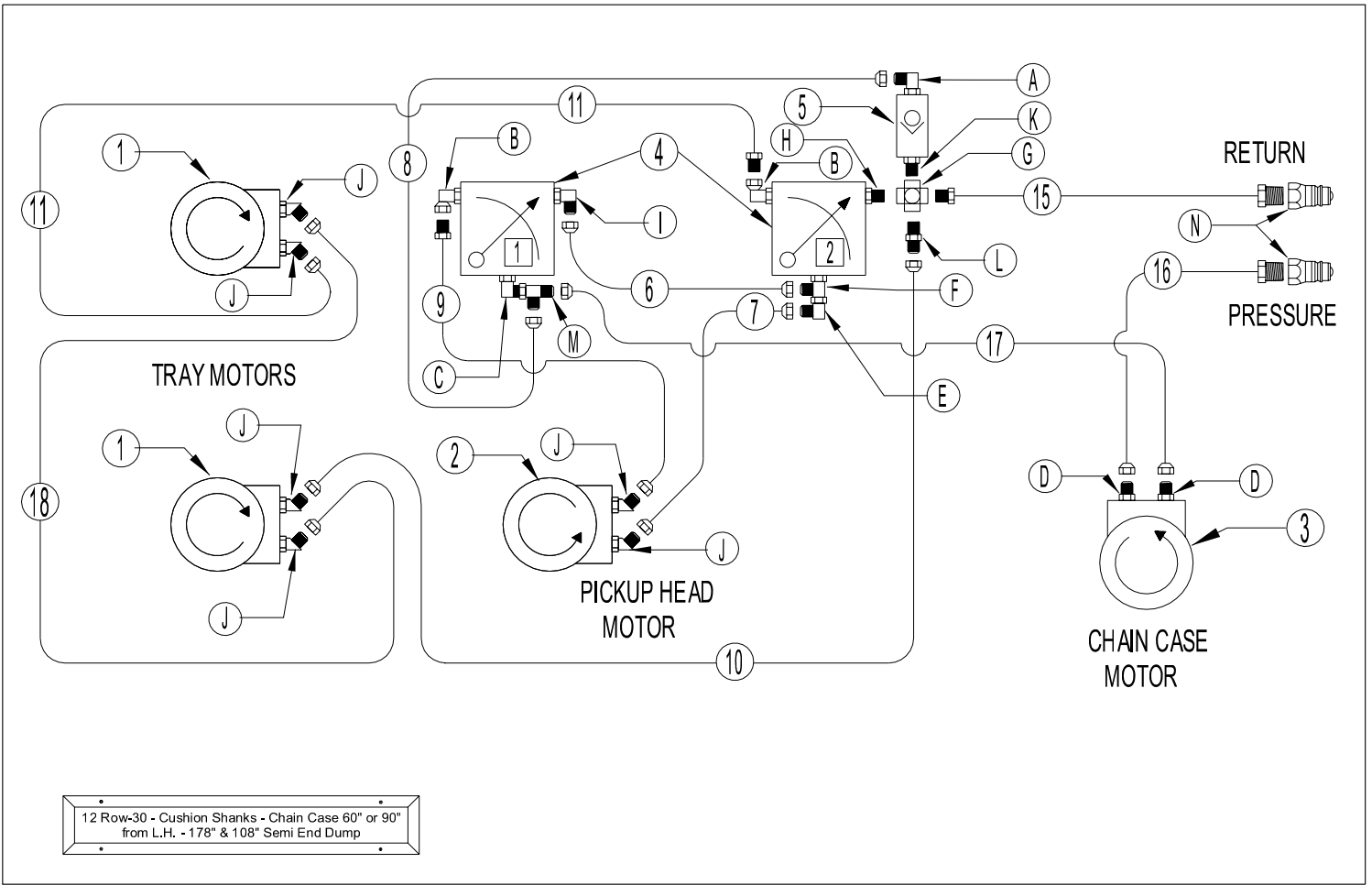
ONE STEP™ 12 Row 22" – Cushion Shanks – with R.H. End Chain Case – 88" Center Semi-End Dump – 76" & 118" Offset Center Semi-End Dump (1995-2010)

Parts List

<u>Item No.</u>	<u>Part No.</u>	<u>Description</u>
1.	113022	Hydraulic Table Motor (MG series)
2.	113023	Hydraulic Pickup Head Motor (MF series)
3.	113027	Hyd. Chain Case Motor (ME090602CCCA) for machines smaller than 8-30
3a.	113030	Hyd. Chain Case Motor (ME100602CCCA) for machines 8-30 or larger
4.	122024	Valve, Flow Control (O-Ring Style Porting) (Flow Valve # 1 and # 2)
5.	122025	Valve, Check (Restrictor valve, 8-8 O-ring)
6.	108098	Check Valve to Flow Control Hose 8M2T-8FJX12FJX-02400
7.	108010	Pickup Head Hose (Return) 8M2T-8FJX10MB-01700
8.	108205	Tractor Reservoir Hose (Return) 12M2T-8MP12MP-23600
9.	108206	Chain Case Inlet Hose (Pressure) 12M2T-8MP12FJX90s-21000
10.	108070	Chain Case Outlet Hose (Return) 12M2T-12FJX12FJX90s-05000
11.	108027	Pickup Head Hose (Pressure) 8M2T-10MB8MP-02100
12.	122027	Directional Valve
13.	120004	½" × 90° Steel Line (Pressure) 800
14a.	108134	88" Trays-Tray Hose (Return/Pressure) 8M2T-8FJX8FJX-17000 (2 Required)
14b.	108210	76" & 118" Trays-Tray Hose (Return/Pressure) 8M2T-8FJX8FJX-15200 (2 Required)
15a.	108132	88" Trays– Tray Hose (Return) 8M2T-8FJX8FJX-26200 (2 Required)
15b.	108208	76" & 118" Trays– Tray Hose (Return) 8M2T-8FJX8FJX-23200 (2 Required)
16.	108142	Flow Control to Directional Valve (Pressure) 8M2T-8MP8FJX-02800
17.	108219	Tray Hose (Return/Pressure) 8M2T-8FJX8FJX-09200
18.	108220	Tray Hose (Return/Pressure) 8M2T-8FJX8FJX-09600
19a.	108221	88" Trays– Transversing Motor Hose 6M2T-8MP8FJX-38400 (2 Required)
19b.	108123	76" & 118" Trays – Transversing Motor Hose 6M2T-8MP8FJX-37200 (2 Required)

Hardware List

<u>Item No.</u>	<u>Part No.</u>	<u>Description</u>
A.	101080	6801-8-12, O-Ring 90°
B.	101090	6901-12-8, O-Ring 90°
C.	101148	6801-12-12, O-Ring 90°
D.	101061	6400-12-10, O-Ring Straight
E.	101081	6801-8-8, O-Ring 90°
F.	101146	6804-8-12-8, O-Ring Tee
G.	101059	5652-12-12-12-12, Standard Cross
H.	101067	6401-12-12, O-Ring Straight
I.	101149	6602-12-12-12, Standard Tee
J.	101154	6801-8-6, O-Ring 90°
K.	101018	2404-8-12, Standard Straight (with # 8, O-Ring)
L.	101018	2404-8-12, Standard Straight (without O-Ring)
M.	101117	6500-8-8, Standard 90°
N.	101120	6802-8-10, O-Ring 45°
O.	101041	2700-8-8, Bulkhead Straight
P.	101064	6400-8-10, O-Ring Straight
Q.	101160	Male Quick Coupler



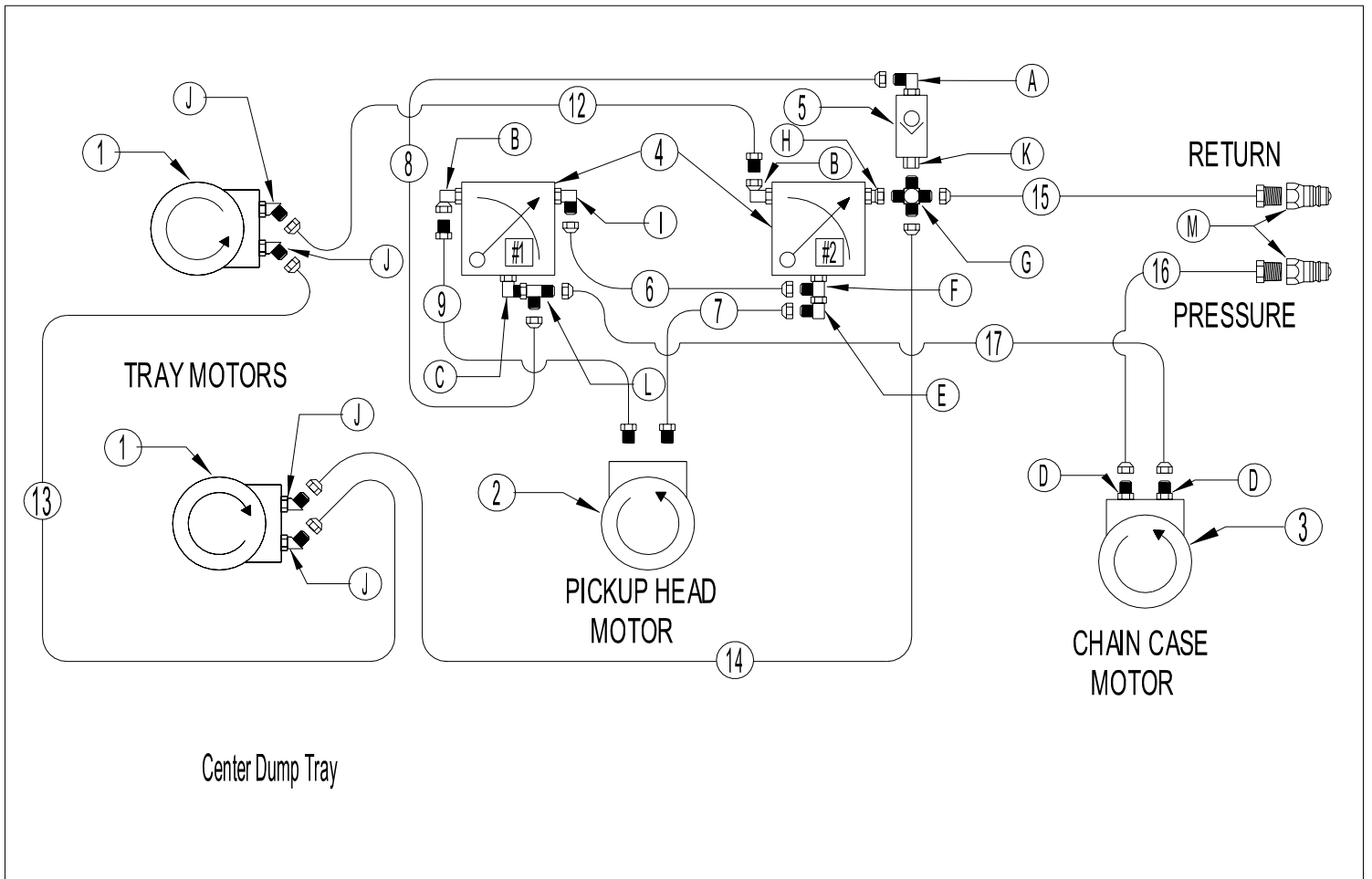
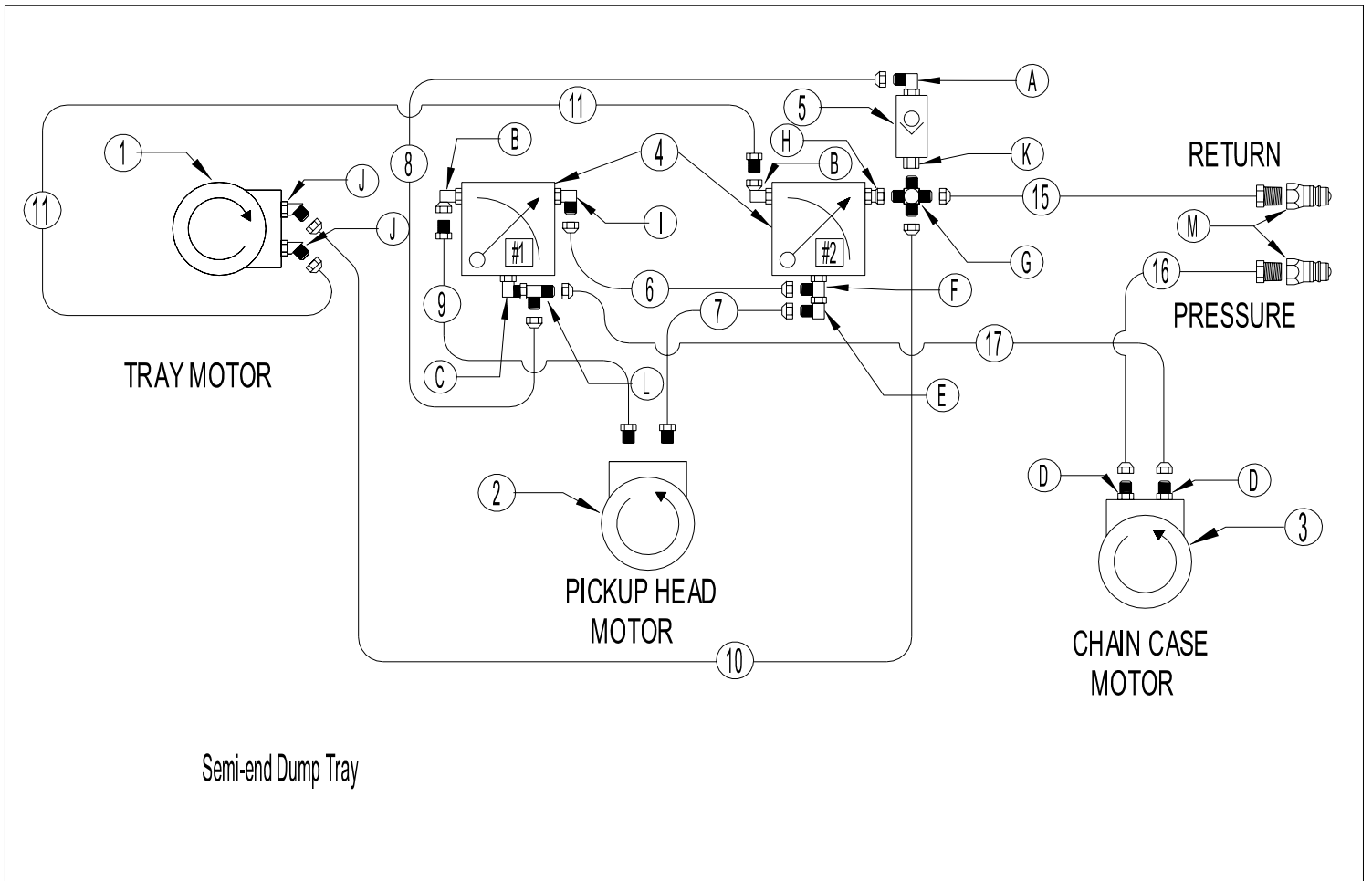
ONE STEP™ 12 Row 30" – Cushion Shanks – Chain Case 60" or 90" from L.H. End – 178" / 108" Semi-end Dump - 118" Center Dump, 148" & 88" Offset Center Dump (2005-2010)

Parts List

<u>Item No.</u>	<u>Part No.</u>	<u>Description</u>
1.	113022	Hydraulic Table Motor (MG series)
2.	113023	Hydraulic Pickup Head Motor (MF series)
3.	113027	Hyd. Chain Case Motor (ME090602CCCA) for machines smaller than 8-30
3a.	113030	Hyd. Chain Case Motor (ME100602CCCA) for machines 8-30 or larger
4.	122024	Valve, Flow Control (O-Ring Style Porting) (Flow Valve # 1 and # 2)
5.	122025	Valve, Check (Restrictor valve, 8-8 O-ring)
6.	120004	½" x 90° Steel Line (Pressure) 800
7.	108122	Pickup Head Hose (Return) 8M2T-8FJX8FJX-02100
8.	108098	Check Valve to Flow Control Hose 8M2T-8FJX12FJX-02400
9.	108142	Pickup Head Hose (Pressure) 8M2T-8FJX8MP-02800
10.	108248	178" / 108" Semi-end Tray Hose (Return) 8M2T-8FJX8FJX-27600
11.	108133	Semi-end Tray Hose (Pressure) 8M2T-8MP8FJX-16700
12a.	108108	118" Center Dump Tray Hose (Pressure) 8M2T-8MP8FJX-19100
12b.	108130	148"- 88" Offset Center Dump Tray Hose (Pressure) 8M2T-8MP8FJX-17400
13a.	108006	118" Center Dump Tray Hose (Return/Pressure) 8M2T-8FJX8FJX-20800
13b.	108006	148"-88" Offset Center Dump Tray Hose (Return/Pressure) 8M2T-8FJX8FJX-20800
14a.	108249	118" Center Dump Tray Hose (Return) 8M2T-8FJX8FJX-33600
14b.	108250	148"- 88" Offset Center Dump Tray Hose (Return) 8M2T-8FJX8FJX-30600
15.	108255	Tractor Reservoir Hose (Return) 12M2T-8MP12MP-28000
16a.	108069	Chain Case 90" from L.H. End—Inlet Hose (Pressure) 12M2T-8MP12FJX90s-16800
16b.	108256	Chain Case 60" from L.H. End—Inlet Hose (Pressure) 12M2T-8MP12FJX90s-19800
17a.	108251	Chain Case 90" from L.H. End—Outlet hose 12M2T-12FJX12FJX90s-32800
17b.	108252	Chain Case 60" from L.H. End—Outlet hose 12M2T-12FJX12FJX90s-35800
18.	108006	178" / 108" Semi-end Tray Hose (Return/Pressure) 8M2T-8FJX8FJX-20800

Hardware List

<u>Item No.</u>	<u>Part No.</u>	<u>Description</u>
A.	101081	6801-8-8, O-Ring 90°
B.	101090	6901-12-8, O-Ring 90°
C.	101148	6801-12-12, O-Ring 90°
D.	101061	6400-12-10, O-Ring Straight
E.	101117	6500-8-8, Standard 90°
F.	101146	6804-8-12-8, O-Ring Tee
G.	101059	5652-12-12-12-12, Standard Cross
H.	101067	6401-12-12, O-Ring Straight
I.	101080	6801-8-12, O-Ring 90°
J.	101120	6802-8-10, O-Ring 45°
K.	101018	2404-8-12, Standard Straight (with # 8, O-Ring)
L.	101018	2404-8-12, Standard Straight (without O-Ring)
M.	101149	6602-12-12-12, Standard Tee
N.	101160	Male Quick Coupler



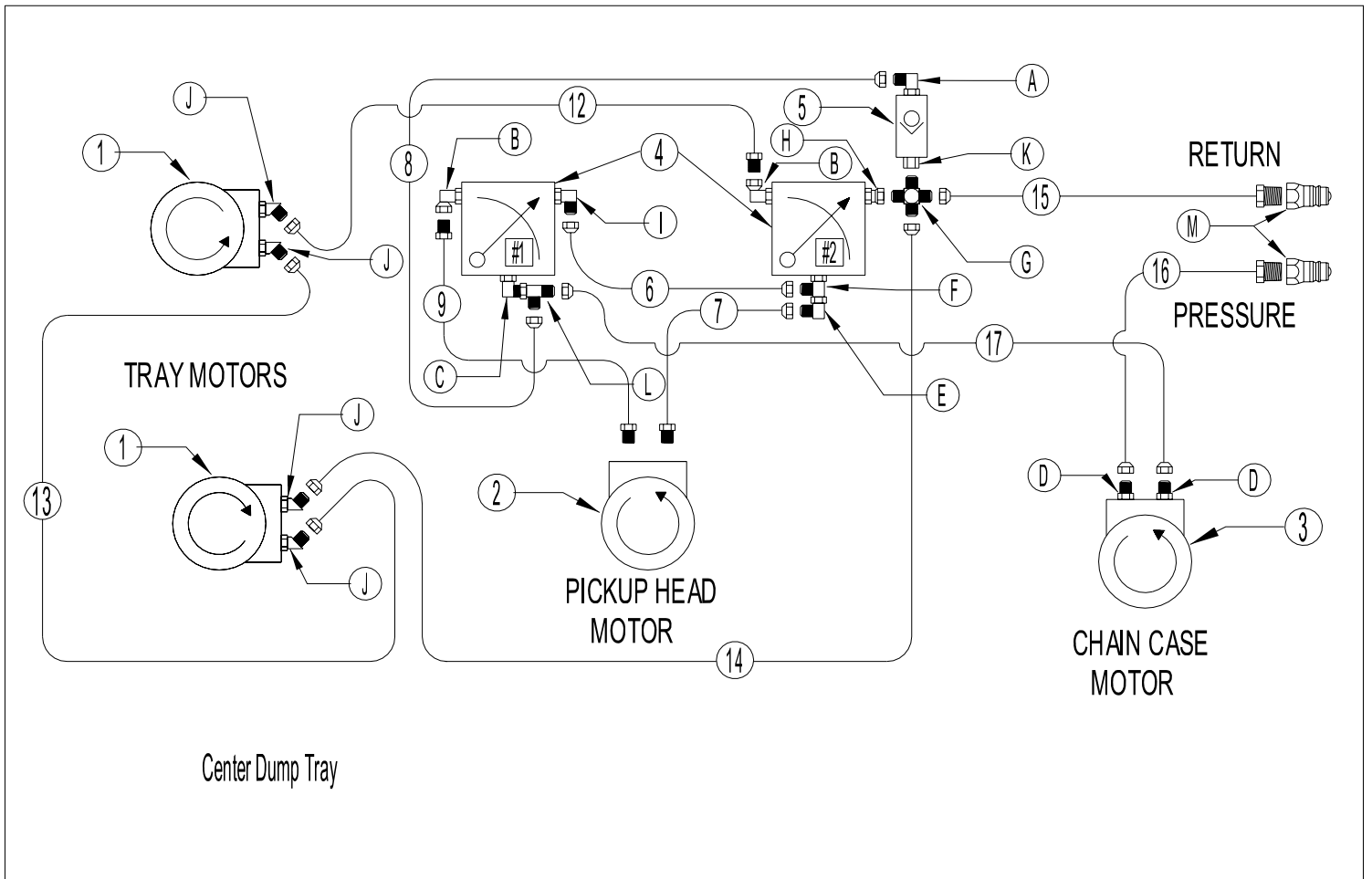
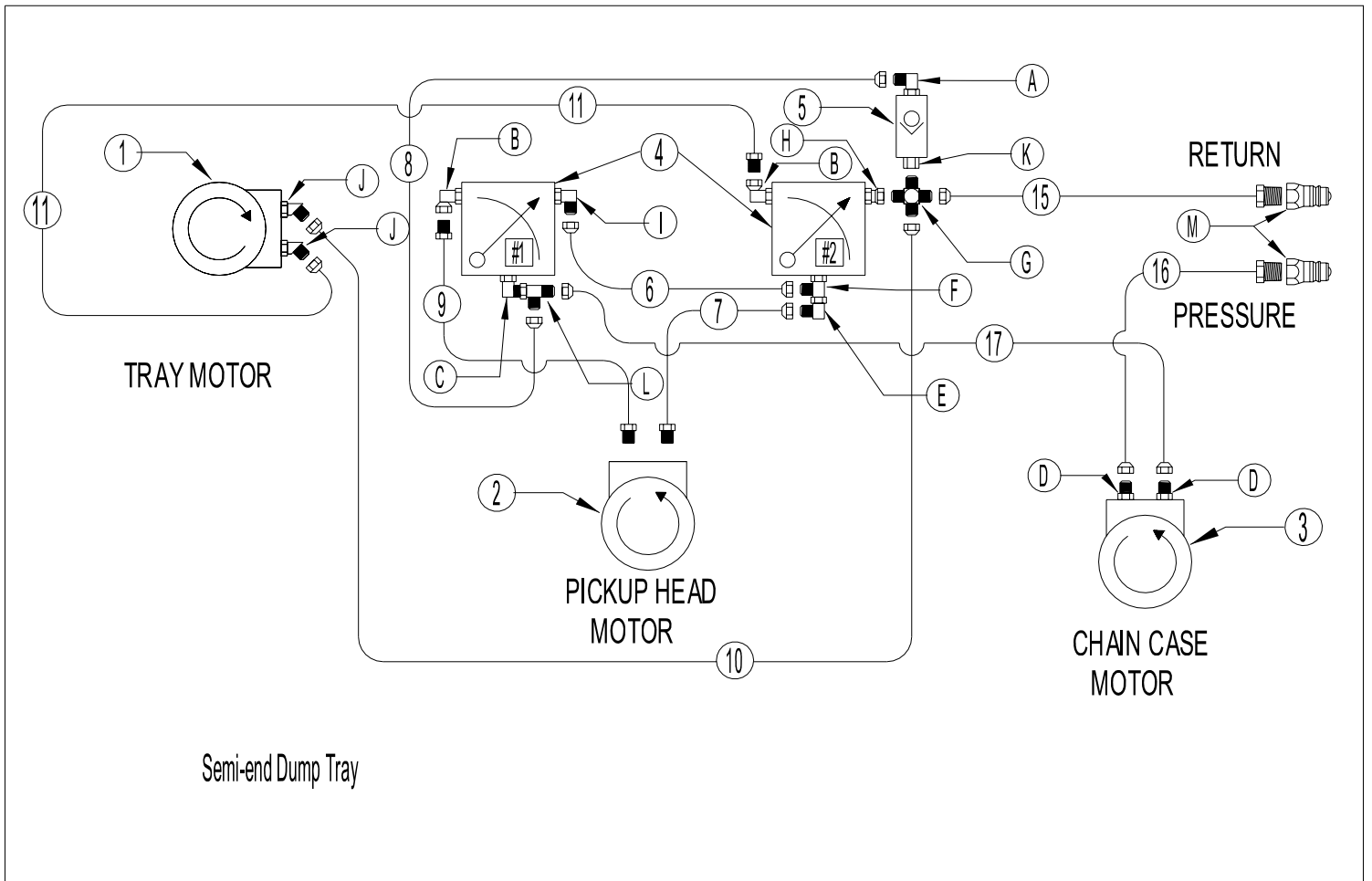
ONE STEP™ 6 Row 30" or 8 Row 22" – Cushion Shanks – Chain Case behind R.R., L.R. Tractor tires & R.H. End – 118" Semi-end Dump & 58" Center Dump (2011-Present)

Parts List

<u>Item no.</u>	<u>Part no.</u>	<u>Description</u>
1.	113022	Table Motor
2.	113023	Pickup Head Motor
2a.	119109	Seal Kit for Items 1 & 2
3.	113030	Chain Case Motor
3a.	119110	Seal Kit for Item 3
4.	122024	Flow Control Valve
5.	122025	Check Valve
6.	120004	Steel Tube 90°
7.	108010	Pickup Head Hose (Return) 8M2T-8FJX10MB-01700
8.	108098	Check Valve to Flow Control Hose 8M2T-8FJX12FJX-02400
9.	108027	Pickup Head Hose (Pressure) 8M2T-10MB8MP-02100
10.	108023-A	Semi-end Tray Hose (Return) 8M2T-12FJX8FJX-14600
11.	108020	Semi-end Tray Hose (Pressure) 8M2T-8MP8FJX-14300
12.	108008	Center Dump Tray Hose (Pressure) 8M2T-8MP8FJX-14450
13.	108004	Center Dump Tray Hose (Return/Pressure) 8M2T-8FJX8FJX-14650
14.	108006-A	Center Dump Tray Hose (Return) 8M2T-12FJX8FJX-20800
15.	108071-A	Tractor Reservoir Hose (Return) 12M2T-8MP12FJX-19175
16a.	108101	6-30" Chain Case Behind Tire — Inlet Hose 12M2T-8MP12FJX90s-10800
16b.	108069	6-30" & 8-22" with Chain Case R.H. End — Inlet Hose 12M2T-8MP12FJX90s-16800
17a.	108167	6-30" Chain Case Behind L.R. Tire — Outlet Hose 12M2T-12FJX12FJX90s-16800
17b.	108102	6-30" Chain Case Behind R.R. Tire — Outlet Hose 12M2T-12FJX12FJX90s-10800
17c.	108070	6-30" & 8-22" with Chain Case R.H. End — Outlet Hose 12M2T-12FJX12FJX90s-05000

Hardware List

<u>Item no.</u>	<u>Part no.</u>	<u>Description</u>
A.	101081	6801-8-8, O-Ring 90°
B.	101090	6901-12-8, O-Ring 90°
C.	101148	6801-12-12, O-Ring 90°
D.	101061	6400-12-10, O-Ring Straight
E.	101117	6500-8-8, Standard 90°
F.	101146	6804-8-12-8, O-Ring Tee
G.	101223	2650-12-12-12-12, Male JIC Cross
H.	101222	6402-12-12, O-Ring Straight Swivel
I.	101080	6801-8-12, O-Ring 90°
J.	101120	6802-8-10, O-Ring 45°
K.	101221	2406-12-8, Straight Reducer (with # 8 O-Ring)
L.	101149	6602-12-12-12, Standard Tee
M.	101160	Male Quick Coupler



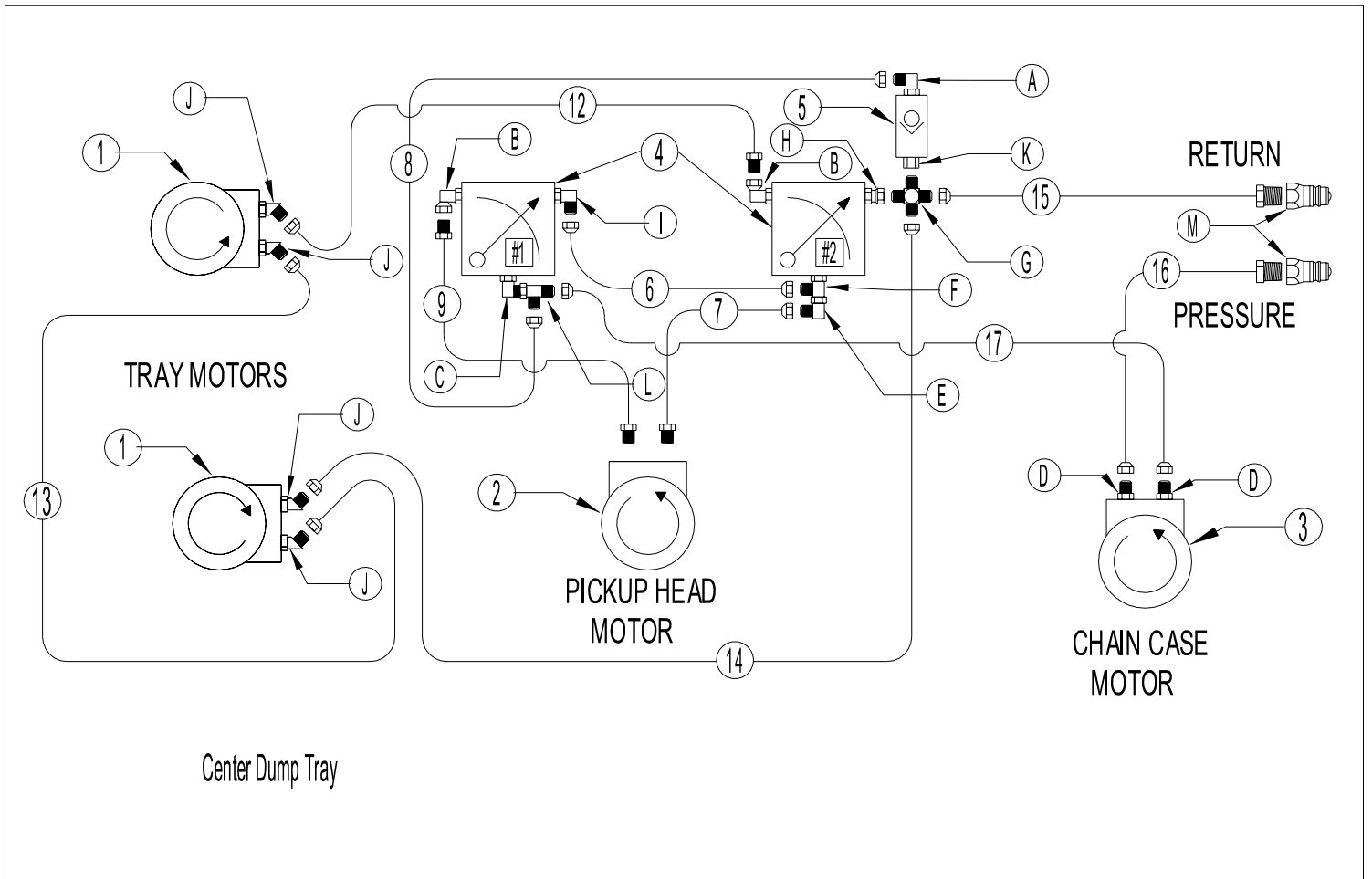
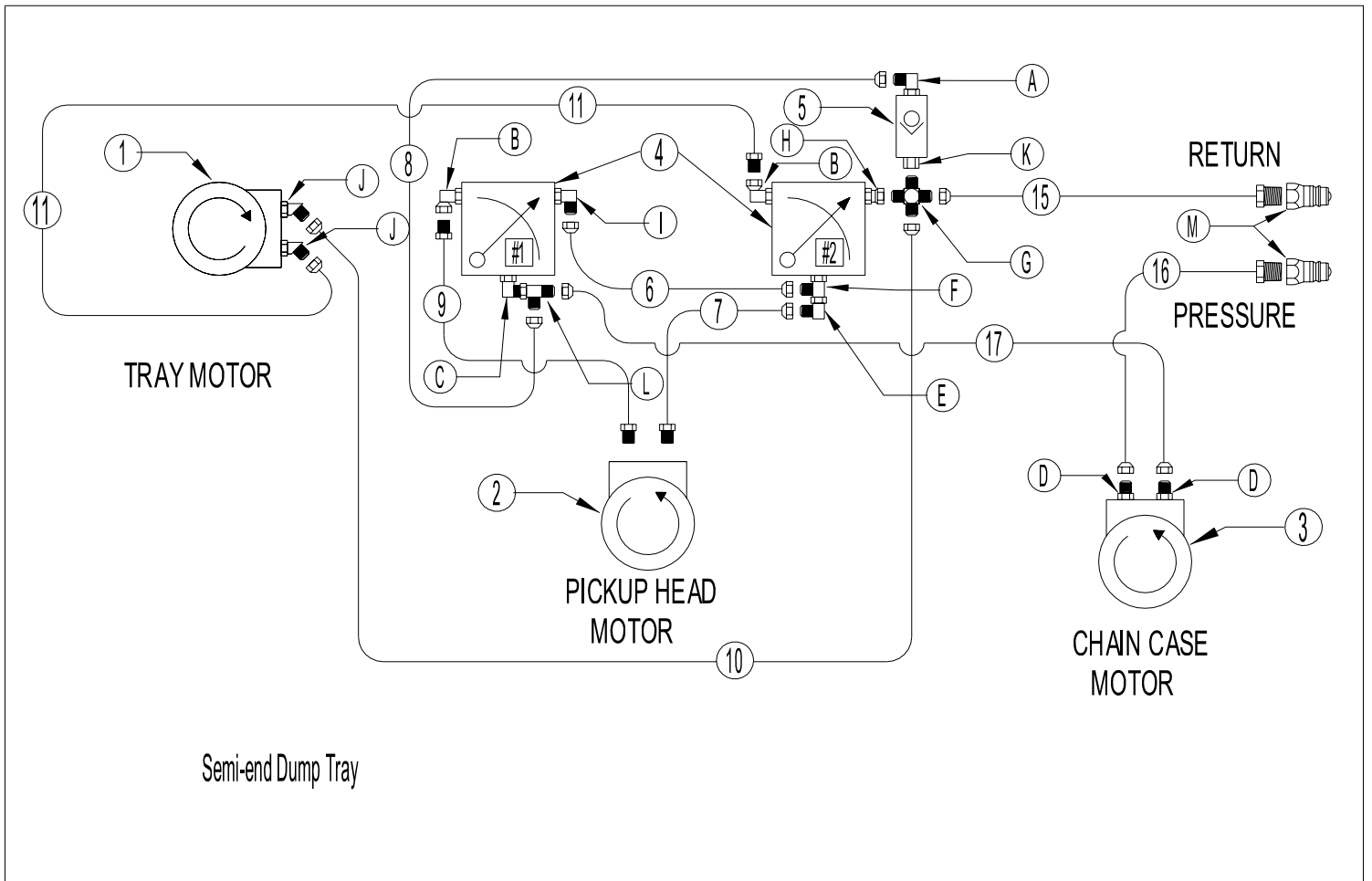
ONE STEP™ 8 Row 30" – Cushion Shanks – with Chain Case behind R.R. Tractor tire & R.H. End–6 Shank Layout (4 C's & 2 Belly Shanks) – Tractor @ 60" & 5 Shank Layout – Tractor @ 120" – 88" Center Dump – 178" Semi-end Dump (2011 – Present)

Parts List

<u>Item no.</u>	<u>Part no.</u>	<u>Description</u>
1.	113022	Table Motor
2.	113023	Pickup Head Motor
2a.	119109	Seal Kit for Items 1 & 2
3.	113030	Chain Case Motor
3a.	119110	Seal Kit for Item 3
4.	122024	Flow Control Valve
5.	122025	Check Valve
6.	120004	Steel Tube 90°
7.	108010	Pickup Head Hose (Return) 8M2T-8FJX10MB-01700
8.	108098	Check Valve to Flow Control Hose 8M2T-8FJX12FJX-02400
9.	108027	Pickup Head Hose (Pressure) 8M2T-10MB8MP-02100
10.	108023-A	Semi-end Tray Hose (Return) 8M2T-12FJX8FJX-14600
11.	108020	Semi-end Tray Hose (Pressure) 8M2T-8MP8FJX-14300
12.	108130	Center Dump Tray Hose (Pressure) 8M2T-8MP8FJX-17400
13.	108004	Center Dump Tray Hose (Return/Pressure) 8M2T-8FJX8FJX-14650
14.	108129-A	Center Dump Tray Hose (Return) 8M2T-12FJX8FJX-23800
15.	108127-A	Tractor Reservoir Hose (Return) 12M2T-8MP12FJX-22200
16a.	108101	Tractor @ 60" – Chain Case Inlet Hose (Pressure) 12M2T-8MP12FJX90s-10800
16b.	108128	Tractor @ 120" – Chain Case Inlet Hose (Pressure) 12M2T-8MP12FJX90s-13800
16c.	108256	R.H. End – Chain Case Inlet Hose (Pressure) 12M2T-8MP12FJX90s-19800
17a.	108204	Tractor @ 60" – Chain Case Outlet Hose 12M2T-12FJX12FJX90s-13800
17b.	108102	Tractor @ 120" – Chain Case Outlet Hose 12M2T-12FJX12FJX90s-10800
17c.	108070	R.H. End – Chain Case Outlet Hose 12M2T-12FJX12FJX90s-05000

Hardware List

<u>Item no.</u>	<u>Part no.</u>	<u>Description</u>
A.	101081	6801-8-8, O-Ring 90°
B.	101090	6901-12-8, O-Ring 90°
C.	101148	6801-12-12, O-Ring 90°
D.	101061	6400-12-10, O-Ring Straight
E.	101117	6500-8-8, Standard 90°
F.	101146	6804-8-12-8, O-Ring Tee
G.	101223	2650-12-12-12-12, Male JIC Cross
H.	101222	6402-12-12, O-Ring Straight Swivel
I.	101080	6801-8-12, O-Ring 90°
J.	101120	6802-8-10, O-Ring 45°
K.	101221	2406-12-8, Straight Reducer (with # 8 O-Ring)
L.	101149	6602-12-12-12, Standard Tee
M.	101160	Male Quick Coupler



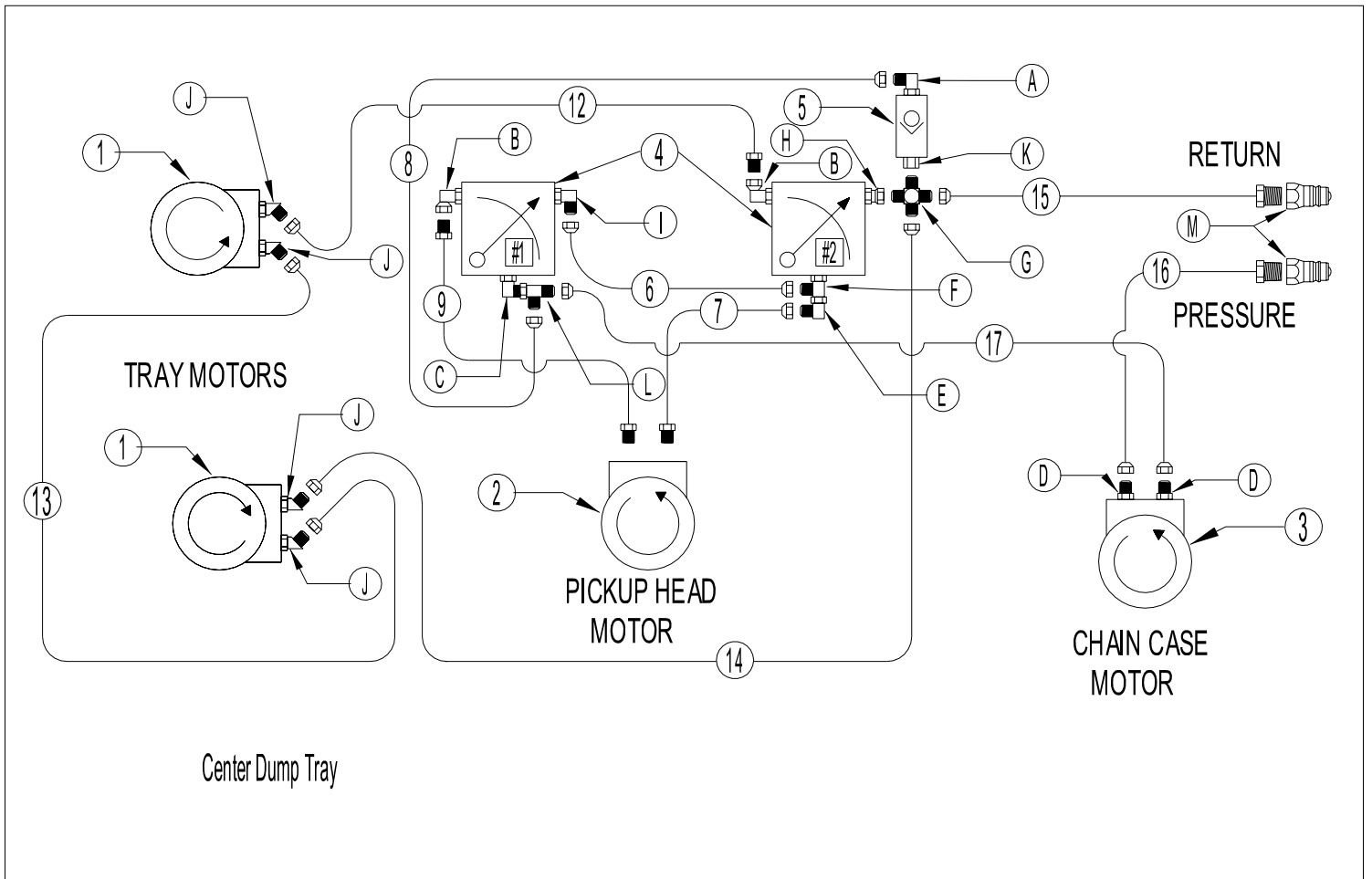
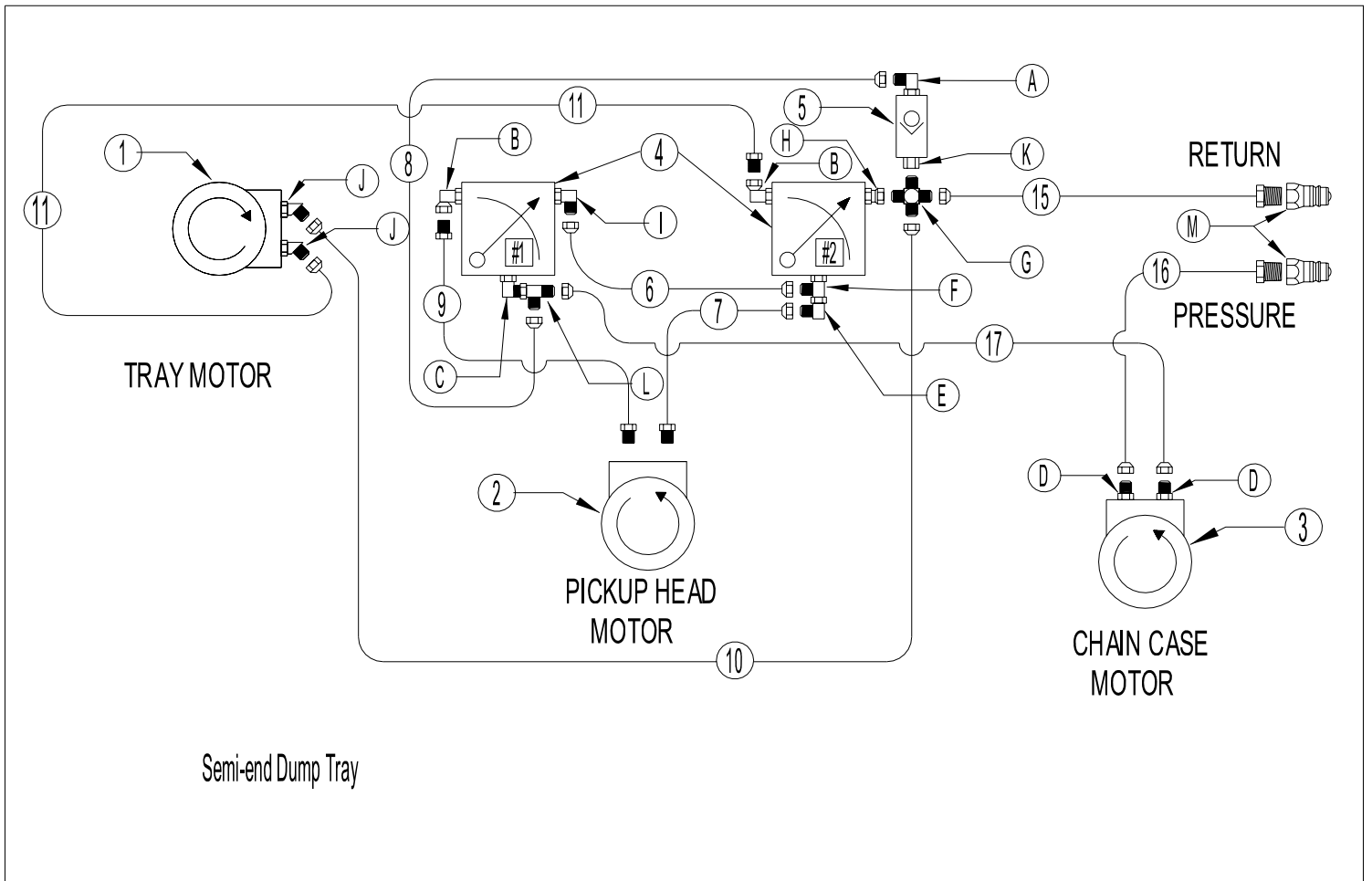
ONE STEP™ 12 Row 22" – Cushion Shanks – Chain Case R.H End – 178" Semi-end Dump, 88" Center Dump, 118" – 76" Offset Center Dump & 178" – 14" Offset Center Dump (2011 – Present)

Parts List

<u>Item no.</u>	<u>Part no.</u>	<u>Description</u>
1.	113022	Table Motor
2.	113023	Pickup Head Motor
2a.	119109	Seal Kit for Items 1 & 2
3.	113030	Chain Case Motor
3a.	119110	Seal Kit for Item 3
4.	122024	Flow Control Valve
5.	122025	Check Valve
6.	120004	Steel Tube 90°
7.	108010	Pickup Head Hose (Return) 8M2T-8FJX10MB-01700
8.	108098	Check Valve to Flow Control Hose 8M2T-8FJX12FJX-02400
9.	108027	Pickup Head Hoes (Pressure) 8M2T-10MB8MP-02100
10.	108134-A	Semi-end Tray Hose (Return) 8M2T-12FJX8FJX-17000
11.	108133	Semi-end Tray Hose (Pressure) 8M2T-8MP8FJX-16700
12a.	108130	88" Center Dump Tray Hose (Pressure) 8M2T-8MP8FJX-17400
12b.	108209	118"- 76" Offset Center Dump Tray Hose (Pressure) 8M2T-8MP8FJX-15600
12c.	108230	178"- 14" Offset Center Dump Tray Hose (Pressure) 8M2T-8MP8FJX-10000
13a.	108134	88" Center Dump Tray Hose (Return/Pressure) 8M2T-8FJX8FJX-17000
13b.	108210	118"- 76" Offset Center Dump Tray (Return/Pressure) 8M2T-8FJX8FJX-15200
13c.	108210	178"- 14" Offset Center Dump Tray (Return/Pressure) 8M2T-8FJX8FJX-15200
14a.	108132-A	88" Center Dump Tray Hose (Return) 8M2T-12FJX8FJX-26200
14b.	108208-A	118"- 76" Offset Center dump Tray Hose (Return) 8M2T-12FJX8FJX-23200
14c.	108134-A	178"- 14" Offset Center dump Tray Hose (Return) 8M2T-12FJX8FJX-17000
15.	108205-A	Tractor Reservoir Hose (Return) 12M2T-8MP12FJX-23600
16.	108206	Chain Case Inlet Hose (Pressure) 12M2T-8MP12FJX90s-21000
17.	108070	Chain Case Outlet Hose (Return/Pressure) 12M2T-12FJX12FJX90s-05000

Hardware List

<u>Item no.</u>	<u>Part no.</u>	<u>Description</u>
A.	101081	6801-8-8, O-Ring 90°
B.	101090	6901-12-8, O-Ring 90°
C.	101148	6801-12-12, O-Ring 90°
D.	101061	6400-12-10, O-Ring Straight
E.	101117	6500-8-8, Standard 90°
F.	101146	6804-8-12-8, O-Ring Tee
G.	101223	2650-12-12-12-12, Male JIC Cross
H.	101222	6402-12-12, O-Ring Straight Swivel
I.	101080	6801-8-12, O-Ring 90°
J.	101120	6802-8-10, O-Ring 45°
K.	101221	2406-12-8, Straight Reducer (with # 8 O-Ring)
L.	101149	6602-12-12-12, Standard Tee
M.	101160	Male Quick Coupler



ONE STEP™ 12 Row 30" – Cushion Shanks – Chain Case 60" or 90" from L.H. End – 178" / 108" Semi-end Dump, 118" Center Dump, 148" – 88" Offset Center Dump (2011-Present)

Parts List

<u>Item no.</u>	<u>Part no.</u>	<u>Description</u>
1.	113022	Table Motor
2.	113023	Pickup Head Motor
2a.	119109	Seal Kit for Items 1 & 2
3.	113030	Chain Case Motor
3a.	119110	Seal Kit for Item 3
4.	122024	Flow Control Valve
5.	122025	Check Valve
6.	120004	Steel Tube 90°
7.	108122	Pickup Head Hose (Return) 8M2T-8FJX8FJX-02100
8.	108098	Check Valve to Flow Control Hose 8M2T-8FJX12FJX-02400
9.	108142	Pickup Head Hose (Pressure) 8M2T-8FJX8MP-02800
10.	108248-A	178" / 108" Semi-end Tray Hose (Return) 8M2T-12FJX8FJX-27600
11.	108133	178" / 108" Semi-end Tray Hose (Pressure) 8M2T-8MP8FJX-16700
12a.	108108	118" Center Dump Tray Hose (Pressure) 8M2T-8MP8FJX-19100
12b.	108130	148"- 88" Offset Center Dump Tray Hose (Pressure) 8M2T-8MP8FJX-17400
13a.	108006	118" Center Dump Tray Hose (Return/Pressure) 8M2T-8FJX8FJX-20800
13b.	108006	148"-88" Offset Center Dump Tray Hose (Return/Pressure) 8M2T-8FJX8FJX-20800
14a.	108249-A	118" Center Dump Tray Hose (Return) 8M2T-12FJX8FJX-33600
14b.	108250-A	148"- 88" Offset Center Dump Tray Hose (Return) 8M2T-12FJX8FJX-30600
15.	108255-A	Tractor Reservoir Hose (Return) 12M2T-8MP12FJX-28000
16a.	108069	Chain Case 90" from L.H. End—Inlet Hose (Pressure) 12M2T-8MP12FJX90s-16800
16b.	108256	Chain Case 60" from L.H. End—Inlet Hose (Pressure) 12M2T-8MP12FJX90s-19800
17a.	108251	Chain Case 90" from L.H. End—Outlet hose 12M2T-12FJX12FJX90s-32800
17b.	108252	Chain Case 60" from L.H. End—Outlet hose 12M2T-12FJX12FJX90s-35800
18.	108006	178" / 108" Semi-end Tray Hose (Return/Pressure) 8M2T-8FJX8FJX-20800

Hardware List

<u>Item no.</u>	<u>Part no.</u>	<u>Description</u>
A.	101081	6801-8-8, O-Ring 90°
B.	101090	6901-12-8, O-Ring 90°
C.	101148	6801-12-12, O-Ring 90°
D.	101061	6400-12-10, O-Ring Straight
E.	101117	6500-8-8, Standard 90°
F.	101146	6804-8-12-8, O-Ring Tee
G.	101223	2650-12-12-12-12, Male JIC Cross
H.	101222	6402-12-12, O-Ring Straight Swivel
I.	101080	6801-8-12, O-Ring 90°
J.	101120	6802-8-10, O-Ring 45°
K.	101221	2406-12-8, Straight Reducer (with # 8 O-Ring)
L.	101149	6602-12-12-12, Standard Tee
M.	101160	Male Quick Coupler